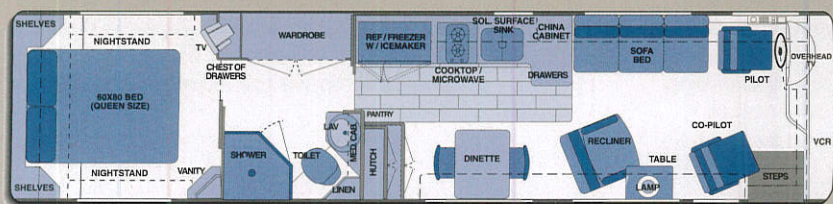
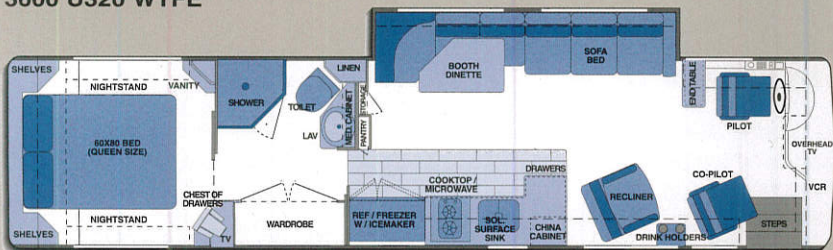




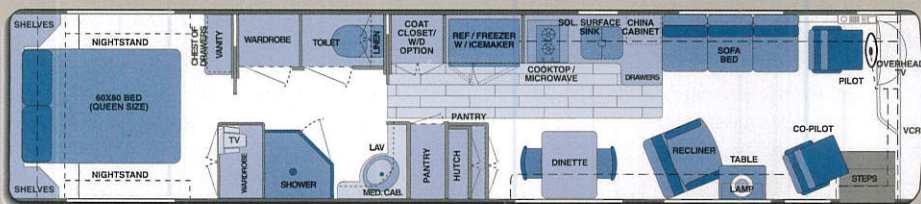
Unicoach U320 Floor Plans



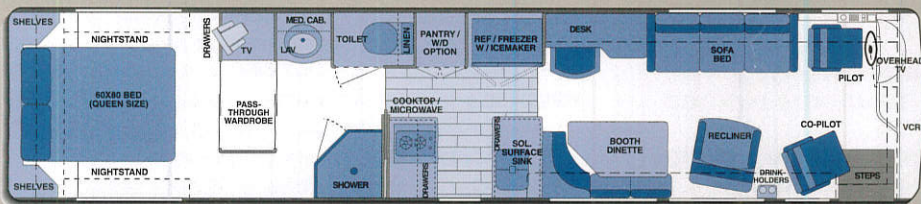
3600 U320 WTFE



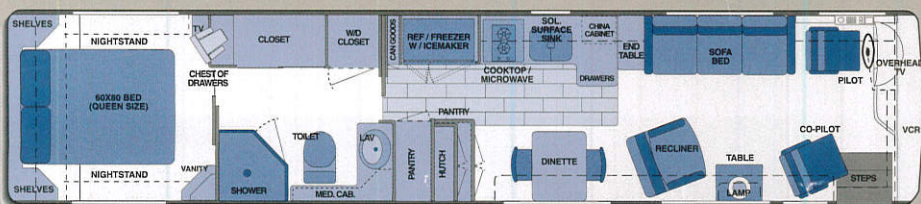
3610 U320 WTFE



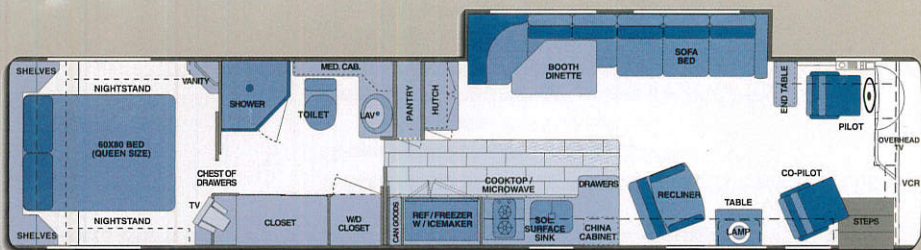
4000 U320 CAI



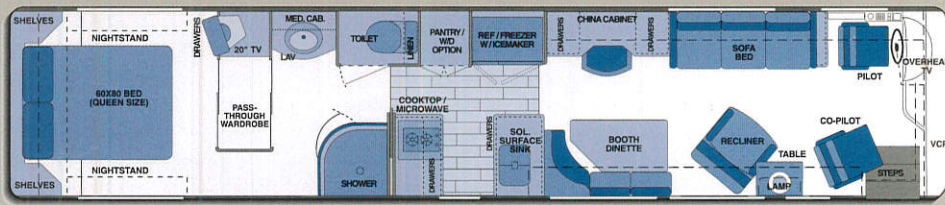
4000 U320 DGFE



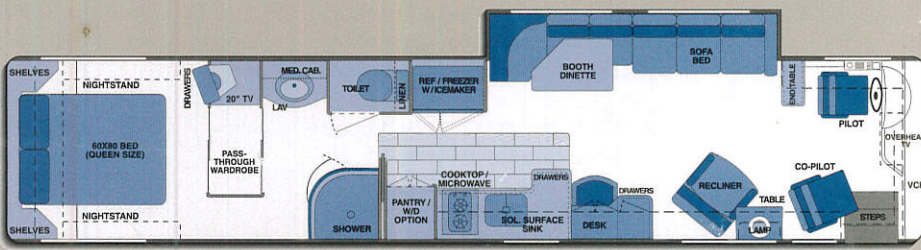
4000 U320 WTFE



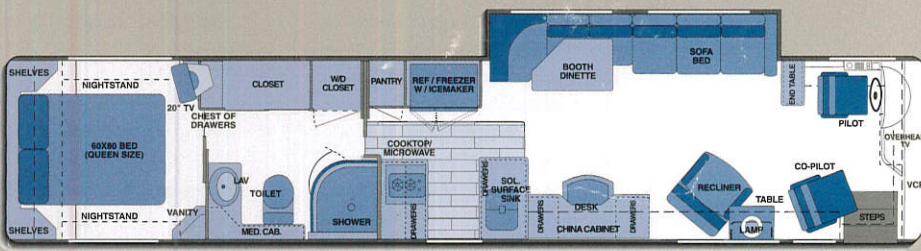
4010 U320 WTFE



4200 U320 DGFE



4210 U320 CAI



4210 U320 DGFE



Foretravel, inc.

MOTORHOMES OF DISTINCTION

Following publication of these specifications, certain changes may have occurred which would not be included in these pages. Foretravel, Inc. reserves the right to change product specifications at any time without incurring obligations.

1221 N.W. Stallings Drive • Nacogdoches, Texas 75964
409.564.8367 • Fax 409.564.0391 • www.foretravel.com



Foretravel

MOTORHOMES

2000 Unicoach U320 4200, 4000 & 3600 Series SPECIFICATIONS and FLOOR PLANS

WARRANTY

Foretravel 36/36 "Full Coach" Limited Warranty
Cummins® engine: 60 mo./100,000 miles
Allison® transmission: 24 mo. unlimited miles

STANDARD CHASSIS FEATURES

Foretravel monocoque chassis & superstructure
Cummins® ISM-450 electronic diesel engine
Allison® HD-4060R 6 speed transmission with retarder
Alcoa® aluminum wheels (6) (8 on 4200 series)
All-wheel air disc brakes
Anti-lock braking system
Computerized air leveling system with auxiliary
12v air compressor
Dual halogen headlamps
Electronic cruise control
Engine batteries: Gel type (3)
Engine block heater
Koni® shock absorbers (8)
Meritor® (Rockwell) 9,000 lb. gawr tag axle (4200 series)
Power steering
Racor® integrated fuel system with air & water purge
Radiator coolant recovery system
Rear axle ratio: 3.91:1
Suspension: Firestone® air springs, 8-bag, 100%
air ride, outboard mounted (10 bag on 4200 series)
Tilt & telescoping steering wheel
Tires: Michelin® 275/80R22.5 XZA-2
Transmission oil cooler
160 amp alternator
190 amp battery isolator
10,000 lb. rated receiver hitch

SAFETY FEATURES

Allison® transmission retarder with dual actuators (hand
lever & brake pedal)
Awning safety locks
Back-up lights
Battery quick disconnect switch at entry door
Carbon monoxide detector
Chrome Ramco® remote controlled & heated mirrors
with wide angle field of vision
Emergency flasher lights
Extended entry door assist handle
Exterior security lights (docking lights) (4)
Fire extinguishers (2)
Halogen headlamps and fog lamps
Heat probes on coach batteries
Lighted entry door assist handle
LP leak detector
Non-skid surface on roof near ladder
Rosen® sun visors
Smoke detector
Step well cover, air operated
8" tint top of windshield
110 AC voltmeter

EXTERIOR FEATURES

Air hose for tire service
Air operated entry step
Carpeted storage bays
Doorbell
Drawer in LP compartment
Dual slide cargo tray
Fluorescent storage bay lights
Fuel fill two sides
Hadley® air horns (2)
Hose and shoreline reels
Insulated windows
Keyless remote locks on entry door & storage bays
Large pass-through storage bays
Lighted entry door assist handle
MaxxAir® roof vent cover over bath vent
MaxGuard 29® gelcoat exterior finish with long life UV
protection
Modular storage drawers
Mud flaps
One piece crowned fiberglass roof
Parallel storage bay doors (bus style)
Porch light with touch switch
PTL® entry door
Roof rack and ladder
Screen door with kick guard
Shelf in fresh water bay
Trailer wiring

TV outlet & 12v outlet in storage bay
Utility Station: Fresh water hose and 50 amp shoreline
reels, hot & cold water faucet, soap dispenser,
cable television & phone connection, paper towel
holder, easy access dump valves, 110v receptacle,
water pump switch, water fill switch
ZipDee® patio and window awnings with safety locks

COCKPIT FEATURES

Alpine® AM/FM/Cassette radio
Analog gauges
Antenna warning alarm
Audit 8T8® systems monitor with 2 position backup
camera, electronic outdoor thermometer & compass
Battery boost switch
Cell phone connection and antenna
Drink holders on dash and next to co-pilot seat
Electronic cruise control
Generator start switch
Illuminated dash panel & shifter panel
LCD odometer, trip meter & engine hour meter
Map lights for pilot & co-pilot
Smart Wheel® steering wheel with headlamp flash, marker
lamp flash, cruise control & wiper/washer controls
Synchronized windshield wipers
Tilt & telescoping steering wheel
Wrap-around dash with fold-up snack tray
40 channel hand-held CB radio with weather band
6 way power pilot & co-pilot seats

INTERIOR LIVABILITY FEATURES

Accent lighting under counters and behind valances
Aqua-Hot® hydronic heating and hot water
Air operated step-well cover with dual controls
Bedroom alarm clock
Bedroom TV
Bose Lifestyle 30 Home Theater® system with CD
changer and jewel cube speakers
Built-in desk (some floor plans)
Built-in safe
Cedar-lined wardrobe
Chandelier at dining table
China cabinet in kitchen
Concealed cabinet door hinges
Closet lights with automatic switch
Designer accent pillows, sofa and bed
Designer window treatment with day/night shades in
living room
Dometic® 12 cu. ft. side-by-side refrigerator/freezer with
compressor ice maker
Drinking water filter
Ducted air conditioning
Extra wide co-pilot seat with electric footrest
Fantastic Fan® in bath
Floor level accent lights
Fully lined drapes with sheer shades in bedroom
Generator start switch in bedroom
Gourmet kitchen faucet with spray
Halogen accent lighting
Handcrafted cabinetry, walnut or satin cherry
Home Theater speakers in bedroom
Kool-O-Matic® exhaust fan in kitchen
Leather Villa® dinette (some floor plans)
Leather Villa® pilot and co-pilot seats
Leather Villa® recliner or loveseat
Leather Villa® sofa bed
Magazine rack
Manibloc® plumbing system
Microphor® porcelain toilet
Plank floor in kitchen sink area
Recessed Gaggenau® 2-burner cooktop
Sharp® microwave/convection oven
Shower head slider
Slide-out shelf under kitchen sink

Solid surface counter tops, kitchen and bath
Solid surface desk top (some floor plans)
Solid surface night stand tops
Solid surface 2 compartment kitchen sink
Solid surface lavatory sink
Swing-arm reading lamps in bedroom
Telephone jack in living area & bedroom
Tip-out storage below kitchen sink
TV antenna with signal booster
VCR in front overhead cabinet
Undercounter accent lighting
VCR control eye in bedroom
Wainscoted walls with vinyl wall covering
Wardrobe dressing mirror
Washer/Dryer connections
Water pump switch in kitchen, bath & utility compartment
Window accent lighting
60" x 80" queen bed
20" TV in front overhead cabinet
20" TV in bedroom (4200 series)

HEATING/COOLING/ELECTRICAL FEATURES

Aqua-Hot® hydronic heating
Coach batteries: 8d gel type with heat probes (3)
Comfort Control Center® for A/C & Aqua-Hot®
Dometic® air conditioning with (2) 13,500 btu roof a/c
with heat pumps (ducted) (3 units on 4200 series)
Generator low-battery auto-start
Master battery disconnect switch
ProSine® 2500 watt inverter/charger
10.0 kw Power Tech® diesel generator in quiet box
12.0 kw Power Tech® diesel generator in quiet box
(4200 series)
50 amp shoreline cord on reel
110 VAC voltmeter
22,000 btu automotive air conditioner
42,000 btu automotive heater/defroster

STANDARD WEIGHT RATINGS AND CAPACITIES

Gross vehicle weight rating (GVWR) 34,880 lbs.
(42,000 lbs. in 4200 series)
Gross combined weight rating (GCWR) 44,880 lbs.
(52,000 lbs. in 4200 series)
Fresh water capacity..... 102 gal.
Gray water capacity..... 110 gal.
Waste water capacity..... 54 gal.
Fuel tank capacity..... 194 gal.
LP tank capacity..... 17 gal.

POPULAR OPTIONS

Datron® DSS satellite system with Sony® receiver
Foretravel slide-out room
Outdoor entertainment center
Smart Visor®
Solar panels
Splendide® washer/dryer
Ceramic tile floor in bath or kitchen
Trekmate® security system
100 lb. freezer

PRICING

3600.....\$403,500
4000.....\$438,500
4200.....\$499,500