

THE FORETRAVEL REALM FS6

The REALM of dreams is here...



REALM: A Royal Kingdom;
a domain within which anything may occur, prevail or dominate.



**FORETRAVEL
MOTORCOACH**

Available Exclusively at MHSRV.com

The REALM's cutting edge design sets it apart from every other luxury motor coach on the market today. Rivalled only by the high-end automotive world, the REALM FS6 exudes luxury and refinement.



Meticulously designed front grill, headlight accents and intricate fiberglass cap design



REALM-AIR dual overhead fairings that reduce wind drag for superior aerodynamics



Haloed Xenon front headlamps



LED under-coach lighting package



Opulent interior decor, handcrafted wood packages and natural quartz countertops

The Foretravel REALM FS6 perfectly combines power, prestige and performance!

FORE-SLIDE



The REALM's slide-out rooms feature pneumatic seals that provide a literal airtight seal completely around the entire slide-out room regardless of slide position. They also feature a power drop down flooring system that gives the REALM not only a flat-floor when extended, but a true flat-floor when retracted as well. Don't look for an interior carpet lip, exterior silicone beads, pop-rivets, screws, plastic moldings, or unattractive and intrusive slide-out room mechanisms to waste your valuable storage space. On a REALM, all you will find is the absolute finest in fit, finish and function offered in a slide-out room today.

REALM FS6 safety far exceeds the industry norm

Just a few highlights include:

- Automatic traction control;
- All-wheel disc brakes;
- A tire pressure sensor system;
- Premiere Steer; along with
- Race-inspired Bilstein® shocks that are tested and validated to the REALM's unique specifications to help reduce driver fatigue.



Steel construction instead of aluminum



TYRON's® Bead-Lock Wheel Safety Bands



Mobile-eye® Collision Avoidance System



Fogmaker Fire Suppression System for the engine


Just a few of the available features on the ALL NEW REALM FS6

Premiere Steer (NEW ♦)



Column Drive System - Arrive Relaxed & Refreshed

Lowest rear bathroom step in the industry



This is no small feat when compared to the competition!

Flat Floor rear bath available!

(NEW ♦)

Xtreme-Schemes by Foretravel



Far above the "4 color" industry norm, a REALM is a true rolling artistic masterpiece. Shown above in Poseidon Blue paint option. (NEW ♦)

Remote control rear camera for optimal visibility in every scenario



Coach Command (NEW ♦)



Take control of your REALM



CONNECTING MOBILE LIFESTYLES™

The REALM rides on the Spartan K3GT chassis.

Not to be confused with the Spartan K3 chassis, the K3GT is not only massive in stature, but boasts a best-in-class 20,000 lb. Independent Front Suspension, Cummins 600HP diesel engine, Torqued-Box Frame & passive steering rear tag axle for incomparable handling and maneuverability. Once behind the wheel of a Realm FS6, you will instantly know that this chassis is truly a cut above other luxury motor coach chassis.




Independent Front Suspension

The independent front suspension is computer analyzed and custom tuned to provide optimal comfort and control.



Passive Steer Tag Axle

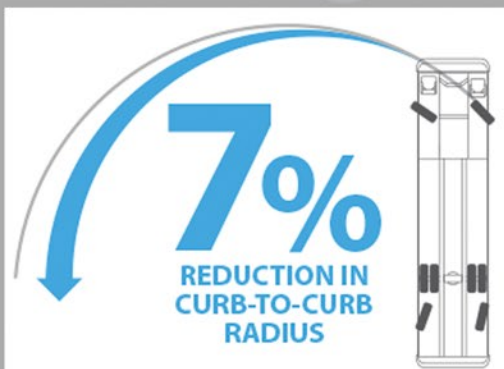


The REALM FS6 also comes standard with the industry's first and only three year or 50,000 mile complementary chassis maintenance plan for the Spartan K3GT chassis.



Other Features Include:

- ❑ Intelligent design increases the expected tag axle tire tread life.
- ❑ Advanced engineering improves basement storage opportunities by eliminating the negative, storage-eating requirements of other systems... THIS MEANS YOU COULD CARRY MORE STUFF!
- ❑ A 7% reduction in curb-to-curb turning radius means you can navigate the twists and tight spaces of parks and parking lots with greater confidence.
- ❑ Backing up your coach is hassle-free with our auto-alignment system straightening and locking the tag axle for precise maneuvering control.





The LV1 is a bath and a half model highlighted by:
 A mid-ship LED TV, extendable sofa, stack W/D, private water closet in master bath, power-lift bedroom LED TV, dual sink basins, massive wardrobe and 60" x 30" master shower with multiple jets.

The Foretravel REALM FS6 is available in four Luxury Villa floor plans that offer unprecedented livability and stately accommodations befitting any RV lifestyle.



LV1



Shown here in Buckingham Black and Walnut



The LV2 is a bath and a half model, highlighted by:
Custom built U-shaped extendable sofa, 60" power-lift LED TV
in galley, power-lift bedroom LED TV, 60" x 30" shower,
dual cedar lined closets including a walk-in closet with shoe rack.



LV2



Shown here in African Mahogany wood pkg.



The LV3 is a bath and a half model, highlighted by: Power-lift bedroom LED TV, large tile shower, dual sink vanity, cedar lined closet including a built-in chest of drawers. The over-sized fireplace and LED TV gives the LV3 a beautiful and comforting residential quality.



LV3



Shown in Windsor Wheat & Walnut



The LVB is a Two Full Bath/Bunk model and is highlighted by: Drop-down living room TV, stack W/D, 600D Aqua Hot & Mach 5 water pump. Bunk beds include large LED TV's, Blu-ray players, in-direct lighting, individual A/C, charging stations and much more!



LVB



Shown in Manchester Mocha & Walnut

2016 Foretravel REALM FS6 - Features & Construction Highlights*

Chassis Features

Spartan Chassis® K3GT Chassis w/ Trussed Torque-Box Structural Frame
(Not to be confused with the Spartan K3 Chassis. The ride and handling of a Foretravel Realm FS6 on a Spartan K3GT chassis is significantly improved in all aspects. The frame also has far less camber, improved pass-through storage, a 20K I.F.S., a passive steer rear tag and much more. The Realm FS6 is the pinnacle of luxury motor coach driving performance.)

Cummins® ISX 15L 600hp High Torque Diesel Engine

15 Gallon DEF Tank

200 Gallon Fuel Tank w/Side Mount Fuel Sender

ABS (Anti-lock Braking System) w/Automatic Slack Adjusters

Air Disc Brakes All Wheel Positions

Air Quick Connect in Storage Bay

Alcoa Aluminum Wheels w/Dura-Bright® Finish

Allison® 4000MH 6-Speed Transmission

Alternator – 270 amp

ATC (Automatic Traction Control)

Bilstein® Shocks

Front Axle – 20K IFS (Independent Front Suspension)

Hitch – 20K 2.5" Receiver

Leveling, Air – Hadley® SLS (Self Leveling System)

Leveling, Hydraulic - HWH® (Fully Automatic)

Michelin Tires – 365/80R 22.5 Front; 315/80R 22.5 Drive and Tag

Power Tilt and Telescope Wood Grain Steering Wheel w/Integrated Controls

Premiere Steer Column Drive System (NEW♦)

(Driver's assist system that allows you to increase and decrease your steering efforts proportionate to the coach's speed as well as provides "pull compensation" to avoid the tiresome task of holding the steering wheel into a side wind or against the crown of the road.)

Rear Axle – 20K w/ 4.30:1 Quiet Gear Ratio

Side Mounted Filter Service Center w/ the following integrated:

- Air Dryer
- Air Governor
- Batteries
- Fuel/Water Separator
- PDC (Power Distribution Control or Fuses Panel)
- Power Shut-off Switch

Side Mounted Radiator w/Belt Fan Drive

Steel Construction (A-Pillars, Firewall, Chassis, Trusses, Sidewalls & Rear)

Tag – 14K Purpose Built Passive Steer Axle

Three Stage Compression Brake (HI - MID - LOW)

Three Year or 50,000 Mile Complimentary Chassis Maintenance (REALM FS6 Exclusive)

Exterior Features

ArmorCoat™ Paint Protection Below Windshield

Automotive Xenon Headlamps w/LED accents

Awning, Electric Entry Door

Awning, Patio, Roof-Mounted, Electric (2 passenger side)

Cargo Tray, Electric, Sliding (2)

Chrome Grill & Coach Insignias

Dual Fuel Fills

Dual-Pane, Frame-less, Tinted & Insulated Windows

Easy View One-Piece Windshield

Electric Entry Step

Electric Utility Reels - Water & Power

Flush Kit for Black and Gray Tanks

Fog Lights w/Chrome Accents

Freezer, on Slide-Out Tray

Fresh Water Connection, Water Fill Switch

Fresh Water Plumbing Supply Manifold

Hot & Cold Water Faucet, 120v Receptacle

LED Back-lit Front Logo

LED Entry Door & Patio Awning Lights

LED Exterior Ground Effects Lighting

LED Marker Lights

LED Storage Bay Lights (Motion Activated)

Lighted Entry Door Handle w/Keypad & Doorbell

One-Piece Cosmo-Lite™ Composite Roof with UV Protection

(Cosmo-Lite™ is a thermoplastic substrate comprised of polypropylene resin reinforced with continuous bidirectional glass fibers. It resists scratches, rot, corrosion, and mildew and is not affected by cleaning related chemicals, or environmental exposure. Cosmo-Lite™ roofs provide significant energy absorption over traditional roof substrates and exhibits thermal expansion similar to aluminum.)

REALM^{AI}R Integrated Front Fairings Above Windshield

Remote Storage Door Locks

Roof A/C Drains ducted to Bottom Rear of Coach

Seven Pin Trailer Wiring

Utility Station: 50 amp Shoreline Connection, Water Pump Switch, Cable TV

Xtreme-Schemes by Foretravel

(Far above the "4-color" industry norm, a Realm is a true rolling master piece of artwork.

These multi-color exterior paint schemes include Intricate Designs, Custom Marbling, Pearls & Fades that require approx. 650 man-hours per REALM)

Dash & Cockpit Features

12 Volt Accessory Receptacle

AM/FM/CD/Satellite radio (subscription not included)

Battery Boost Switch / Auto-Charge

Camera, Rear Motorized Back-Up with Control at Dash

Cameras, Side View Mirror Mounts w/Color Monitor

Compass and Outdoor Temperature

Custom Painted Dash Panels

Generator Auto Start

GPS - Passenger Side Monitor

GPS - Rand McNally RV Navigation w/Touch Screen Dash Monitor

Mobiley® Collision Avoidance System

Pedals, Throttle & Brake Power Adjust

Power Step-well Cover

SilverLeaf Driver Information (Displayed on rear-view monitor)

Six Way Power Driver seat

Six Way Power Passenger Seat w/Power Foot Rest

Steering Wheel, Power Tilt & Telescoping

Steering Wheel, Smart Wheel, w/Radio Controls

Tire Pressure Sensors, Remote

Transmission Gear Selector, Touch-Pad

Windshield / Privacy Shade & Sun Block, Electric

Electronics

Blu-Ray Player Viewable on all TVs

Crestron iPad Coach Command (NEW♦)

HD Satellite Dish

High-End Audio Components throughout

LED HD TV on Swivel & Sound Bar Exterior Entertainment Center (NEW♦)

LED HD TVs in Living and Bedroom area

Silverleaf Total Coach monitor system

Stereo Audio in Bedroom Area

TV Antenna - Electric with Booster

TV Power Lift, Vertical in Bedroom

TV Power Lift, Vertical in Living Room (LV2 floor plan)

TV Power Drop Down in Living Room (LVB floor plan)

WiFi Ranger

Appliances

Dishwasher Drawer w/Wood Front

Induction Cook Top (NEW♦)

Microwave / Convection Oven

Stack Washer/Dryer

Stainless Steel Residential Refrigerator

Vacuum Built-In

Wine Chiller (LV1, LV2)

Interior Livability Features

Bunk Beds include: (LVB)

- 32" LED TVs
- Blu-Ray Players
- Bose Head Phones (NEW♦)
- Individually Controlled A/C
- Integrated Grab Handle & Steps
- Multi-Colored Indirect Rope Lighting (NEW♦)
- Multi-Plex Controls
- Soft Closing Solid Hardwood Bunk Doors (NEW♦)
- Storage Cabinets & Drawers
- Storage Cubby w/Charging Station
- Cabinetry, True Handcrafted Woods (no stains) Walnut or African Mahogany
- Cedar Lined Closets
- China Toilets w/Macerator
- Color-Coordinated Throw Pillows (sofa & bed)
- Designer Ceiling Treatments w/LED Lighting
- Designer Tile Floors (floor plan dependent)
- Designer Tile Shower

Huge 60" x 30" shower w/seat in LV1 & LV2. Custom neo-angled shower in LV3. Dual showers in LVB.

Electric Exhaust Fan in Bath & Toilet Room w/Auto Rain Sensor

Fireplace (LV3)

FORE-Slides®

Not only do all floor plans feature "four-slides", but more importantly they all feature Foretravel's Fore-Slide® technology. These slides are undoubtedly head and shoulders above the competition featuring pneumatic air seals that provide a literal airtight seal completely around each slide-out room regardless of slide position for the premium in fit, finish and function.

They also feature a power drop down flooring system that gives the Realm not only a flat-floor when extended, but a true flat-floor when retracted as well.

(No interior carpet lip; no overlapping exterior plastic moldings or flap gasket seals)

LED Accent Lighting (counters, windows, slides)
 LED Floor Lights
 LED Lighting Throughout (excluding decorative wall sconces)
 Lighting Controls, Multiplex System
 Natural Quartz Counter Tops
 Powered Step-Well Cover w/Two Switch Locations
 Sofa, Extendable L-Shaped (LV1, LV3, LVB)
 Sofa, Extendable U-Shaped (LV2)
 Stainless Steel Kitchen Sink w/Covers

Safety Features

All Coaches Built to RVIA Specifications
 Carbon Monoxide Detector
 Daytime Running Lights
 Electronic Safe
 Fire Extinguishers (2)
 Fog-Maker® Engine Fire Suppression System
 GFI Protected Circuits
 High-Mounted LED Brake Lights
 Lighted Entry-Door Assist Handle
 Lowest Rear Bath Step-Up in the Industry, Approx. 2.5"
 Flat Floor Rear Bath (NEW♦)
 LP Leak Detector
 Security System
 Smoke Detector
 Tyron® Bead-Lock Tire Blowout Protection (front tires)

Heating • Cooling • Electrical

12 Volt Battery Disconnect
 12.5kw Diesel Generator w/Power Slide
 50 amp Shoreline Connection w/Power Cord Reel
 Air Conditioning & Heating w/Hidden Returns
 Air Conditioning Ducted, Three 15,000 BTU w/Heat Pumps
 Aqua-Hot Hydronic Heating
 Aqua-Hot 600D Hydronic Heating (LVB)
 Auto Temp. Start for Generator
 Batteries, Six 8G4D Deep Cycle Gel
 Electric Floor Heat
 Electrical Surge-Suppression System
 Low-Battery Generator Auto-Start
 Mach 5 Headhunter Water Pump (LVB)
 Two 2800 Watt Inverter/Charger

Options

Interior décors:
 • Buckingham Black
 • Manchester Mocha
 • Windsor Wheat
 Exterior Colors:
 • Black Coral
 • Distressed Copper II
 • Raven Red
 • Smokey Quartz
 Mystic Exterior Paint Options:
 • Apollo
 • Poseidon
 Wood Packages
 • African Mahogany
 • Walnut Gloss

Warranty Information

2-Year or 24,000 Limited Warranty from Foretravel¹
 3-Year or 50,000 Mile Chassis Warranty from Spartan¹
 5-Year or 100,000 Mile Engine Warranty from Cummins¹
 5-Year or 200,000 Mile Transmission Warranty from Allison¹
 Lifetime Frame Warranty From Spartan¹
 3-Year or 50,000 Mile No Cost Chassis Maintenance^o (REALM FS6 Exclusive)

Specifications*

Available Lengths 45'
Overall Height 13' 3" (w/o satellite dish)
Exterior Width 102"
Fuel Capacity 200
DEF Capacity 15
Fresh Water 127
Gray Water 115
Black Water 56

*Construction highlights, features & options are subject to change without notice and some standard features do not apply to all production units and or floor plans. All weights and measurements are approximate and may change without notice. ¹All warranties are subject to exclusions & limitations; contact manufacturers for complete details. ^oMaintenance program valid through network of 550+ authorized Spartan service facilities only. Contact Spartan for complete details and coverage information. (NEW♦) features, are features that have been added to the Realm FS6 equipment list during the course of the model year and are not on all production units. Verify before purchase. [†]#1 reference per official Stat Surveys Inc. for American built motorhomes. 2013-2014-2015. The information contained in this brochure is believed to be accurate at the time of publication. However, during the model year, it may be necessary to make revisions and Foretravel reserves the right to make all such changes without notice, including prices, colors, materials, tile, equipment and specifications. For more details visit **MHSRV.com** or call **800-335-6054**.



**FORETRAVEL
 MOTORCOACH**

*Since 1967



The REALM FS6 is manufactured by the iconic coach company Foretravel, which has been in business since 1967. A Foretravel owner can expect to find nothing short of excellence. Foretravel's commitment goes beyond words and is exemplified by the fact that they back their words up in writing with a 2 year or 24,000 mile limited warranty instead of the one year limited warranty offered by the competition.

The REALM FS6 is available *exclusively* at **Motor Home Specialist**, **the #1 Volume Selling Motor Home Dealer in the World!**[†]



For complete details on the REALM FS6, please call or visit our website. Why pay more? Why settle for less?



800-335-6054
MHSRV.com



THE FORETRAVEL REALM FS6



Black Coral



Distressed Copper II



Raven Red



Smokey Quartz

Your Kingdom Awaits...

Available Exclusively at Motor Home Specialist

*The #1 Volume Selling Dealer in the World!**

800-335-6054 MHSRV.com



**FORETRAVEL
MOTORCOACH**