

What began as a high school project for his son motivated C. M. Fore to create a business in 1967 and evolved into a premier manufacturer of motorhomes based in Nacogdoches, Texas. Mr. Fore embarked on a personal mission to bring innovation, quality, specialization and customization to a budding recreational vehicle market. His ideas for innovation included letting individuals take the comforts of their home with them as they traveled, designing and building his own unique chassis, and introducing the revolutionary diesel pusher.

Foretravel has long provided unsurpassed ride & handling and unexcelled fit & finish. The ride and handling begins with its own engineered Travelride™ chassis and ends with the fit & finish of its handcrafted natural wood or laminate cabinetry and mastercrafted exterior paint and graphics. Mr. Fore's vision of creating a culture of innovation has served Foretravel since 1967. That same innovation can also be found throughout the motorcoach, including the electrical systems, air-bladder sealed slide-rooms, and parallel utility bay doors. And, the same emphasis on quality has long applied to durability, longevity and safety of its vehicles.

For almost five decades Foretravel has taken specialization and customization far beyond the industry standard. Our custom process often begins with a blank sheet of paper and takes final shape when the customer's ideas mesh with the experience of our design team. The signature coach of your dreams awaits you at Foretravel.

*We are
Proud
of Our Past,
Present & Future*



1967 1984 1995 2005 2009 2015

Phenix and Nimbus models may be special ordered for those that require shorter overall height and length.

1221 NW Stallings Drive, Nacogdoches, Texas 75964

800.955.6226

www.foretravel.com

Foretravel, Inc. reserves the right to change or correct product specifications/pricing at any time without incurring obligations.

12-14



FORETRAVEL
MOTORCOACH

ih-45



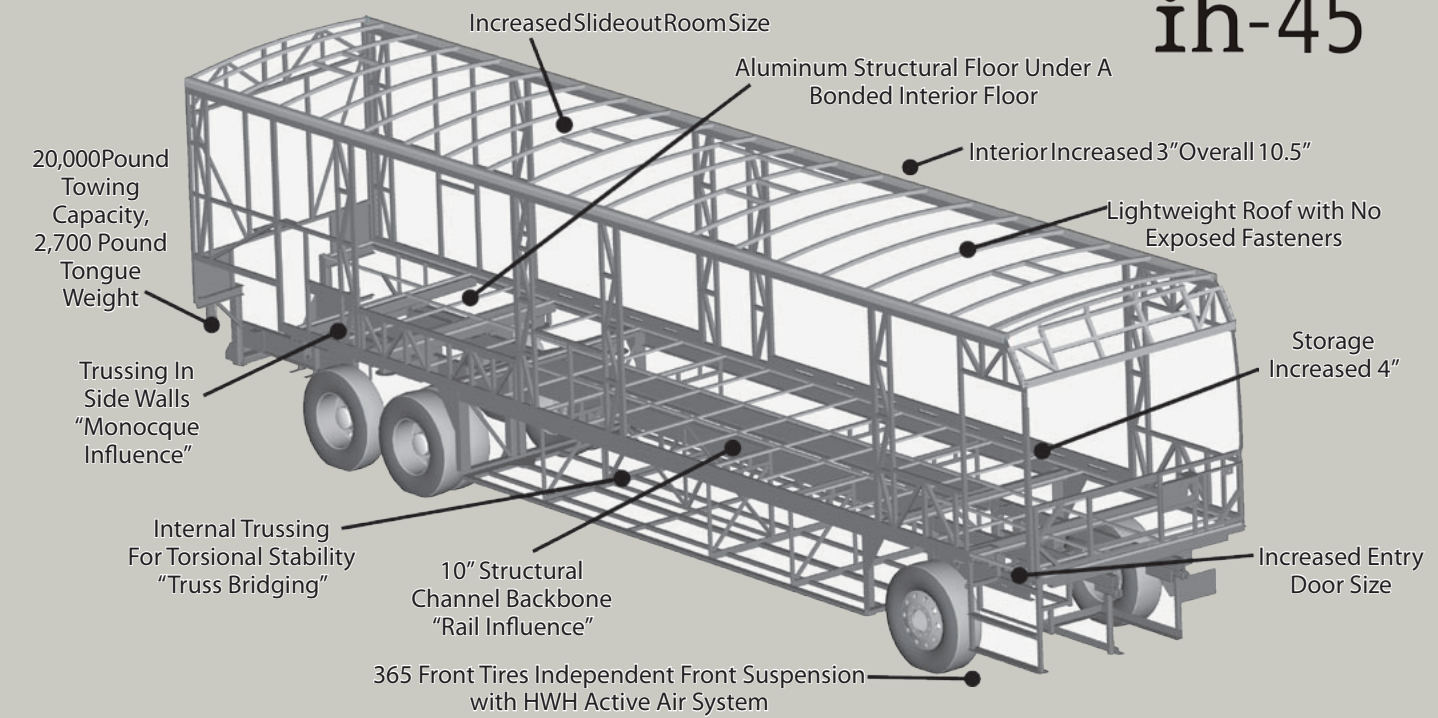
CUSTOM PAINT AND GRAPHICS, FABRICS, FLOORING AND BATHS



FORETRAVEL'S EXCLUSIVE TRAVELRIDE CHASSIS



ih-45



Foretravel ih 2016

Standard Features

CHASSIS FEATURES

ABS anti-lock braking system w/automatic slack adjusters
Air disc brakes on all wheels
Air hose for tire service
Air quick connect in storage bay
Alcoa aluminum wheels w/ Dura-Bright protection
Allison 6 speed transmission MH 4000R
Allison transmission retarder
Alternator - 340-amp
Automatic traction control (ATC)
Auxiliary 12v air compressor
Chassis - TravelRide by Foretravel
all air ride with:

- o 4 outboard-mounted air bags (drive axle)
- o 2 air bags (IFS front axle)
- o 2 air bags (tag axle)

Engine - Cummins ISX 600 HP
Fuel filter/water separator
Fuel system w/air & water purge
Front axle - IFS (independent front suspension)
HWH - computerized air leveling system
HWH - active air system
Reyco/Granning passive steer axle
Rear axle ratio: 4.30:1
20,000 receiver hitch
Michelin Tires: 365/70R22.5 Front 315/80R22.5 Rear

EXTERIOR FEATURES

Awning, roof-mounted, electric patio w/ lights (2)
Awning, shells
Topper Awnings on Slideouts
Auto motion sense storage bay lights
Cargo tray, electric sliding (2)
Carpeted storage bays
Consolidated components bay
Docking lights, (4) with switch in dash & bedroom
Dual-pane tinted & insulated windows
Easy view one-piece windshield
Electric dump valves
Electric entry step (Executive)
Electric utility reels - water & power
Fiberglass roof & sub floor (one-piece)
Flush kit
Fog lights
Fuel fill - on both sides of coach
Electric gray water bypass for holding tank
Ground accent lighting
Halogen high beam headlamps
Heated/remote triple head chrome mirrors w/LED turn signals
Lighted entry door w/ assist handle, keypad & doorbell
Fresh water plumbing supply manifold
Marker lights, LED
Paint protection below windshield
Painted exterior, full body paint w/ clear coat finish
Side hinge storage doors
Porch light
Remote storage door locks
Roof AC drains
Stainless steel lined utility bay
Trailer wiring

Xenon low beam headlights

Utility Station:

Fresh water connection, phone connection, water fill switch,
hot & cold water faucet, 120v receptacle & soap dispenser
50 amp shoreline connection, water pump switch, cable TV, & portable satellite connection

OPTIONS:

LP connection	Freezer, 100lb in storage bay
Awnings, electric window	Stainless Accents
Awning, electric door	Awning Electric Driver Side Patio

DASH & COCKPIT FEATURES

12 volt accessory receptacle
Dual 1 amp USB charge receptacle
Battery boost switch / auto-charge
Camera, motorized back-up with control at dash
Cameras, mirror mount w/ color back-up monitor
Dedicated driver monitor for rear and side cameras
CB at dash, hand held
Compass & outdoor temperature
Co-pilot seat, Villa residential 6 way power w/footrest & headrest
Dash AC fan controls for co-pilot
Generator auto start/stop
Infotainment system with GPS, AM, FM, CD Sirius/XM, Bluetooth, USB, and iPod compatibility
Passenger monitor with DVD and GPS viewing
Map lights, pilot & copilot
Pedals, throttle & brake power adjust
Pilot seat, Knoedler air ride
Silverleaf digital glass dash
Steering wheel, power tilt & telescoping
Steering wheel, Smart Wheel, w/Radio Controls
Windshield / privacy shade & sunblock, electric

APPLIANCES • ELECTRONICS • LIGHTING • AUDIO-VIDEO

HDMI & CAT6 shielded A/V cabling
CAT6 network cabling
Cook top, 2-burner electric
5.1 surround sound system in LR
Stereo sound system in BR and Patio
Single Blu-ray player
Universal Remote Control (2)
iPad with A/V and Silverleaf control
Interior LED Lighting
LED Lighting, accent under counters & window trim
Lighting, floor lights
Lighting, LED reading lamps in bedroom
Microwave
Refrigerator, 120v electric w/ice & water in door
Stationary HD Satellite
Satellite system, HD DVR receiver
Satellite system, 2nd HD receiver
Silverleaf Total Coach panel
Tire Pressure Sensors, Remote
TV antenna – automatic domed Winegard Rayzar
Washer/dryer connections

OPTIONS:

Stadium Package	Dish Drawer
Satellite system, in motion SD satellite dish	Trash Compacter
Cook top, 2-burner LP w/electronic ignition (recessed)	Wine Cooler
Battery charger, solar	
Second Silverleaf Panel in Bedroom	

INTERIOR LIVABILITY FEATURES

Powered step-well cover with two switch locations
China toilet
Color-coordinated throw pillows (sofa & bed)
Designer window treatment w/ electric day/night shades
Electric exhaust fan in bath & toilet room w/auto rain sensor
Filter, drinking water & ice maker water
Floor Heat, electric (with approved flooring)
120v outlet w/dual USB charge ports in LR and BR
Kitchen pantry
Lighting, multiplex system
Queen bed (60" x 77") (66" x 77" floorplan dependent)
Slide-out rooms, flush w/ sidewalls when retracted
Slide-out rooms, pneumatic sealed
Natural Quartz countertops (kitchen & bath)
Natural Quartz desktop (floorplan dependent)
Natural Quartz dinette table
Natural Quartz nightstand tops
Stainless steel kitchen sink w/covers
Tile floor (kit, bath, D & P area)
Vacuum, built in
Wood, handcrafted cherry, walnut or maple cabinetry

OPTIONS:

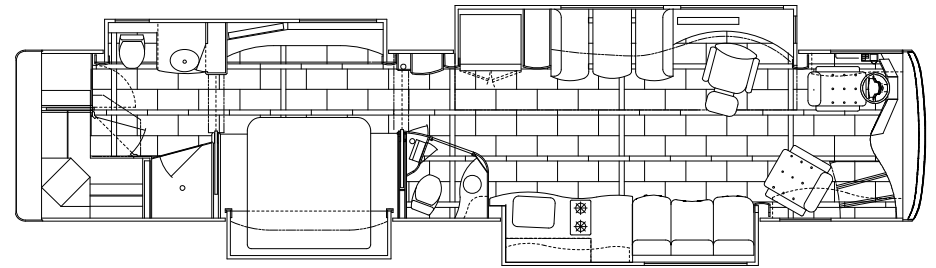
Wood, Bubinga cabinetry
Wood, African Mahogany cabinetry
Laminate cabinetry
Washer dryer combination
Washer dryer, stacked
King bed (72" x 77") (w / wo) Slumber Ease System

SAFETY FEATURES

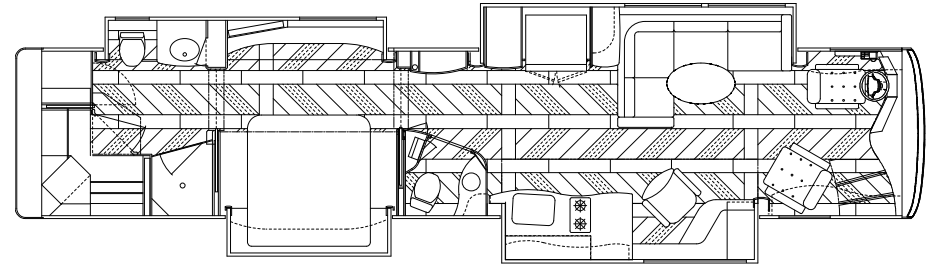
All coaches built to RVIA specifications
Auto headlights and wipers
Carbon monoxide detector
Daytime running lights
Fire extinguishers (2)
Fog-Maker Engine Fire Suppression System
GFI protected circuits
Lighted entry-door assist handle w/integrated keypad
LP leak detector
Mobile Eye Collision Avoidance System
Electronic Safe
Security system
Smoke detector

HEATING • COOLING • ELECTRICAL

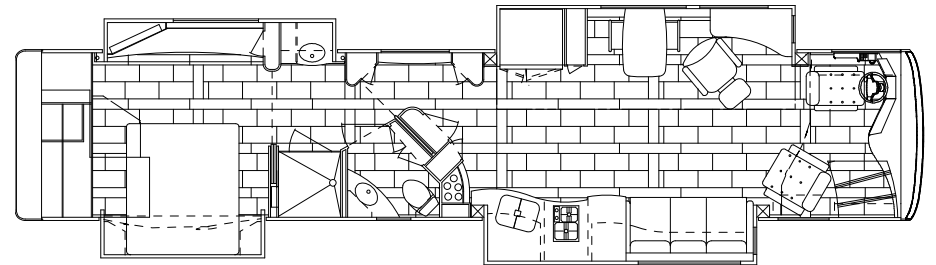
12.5 kw diesel generator in quite box
12 volt battery disconnect
2800 w inverter/charger (2) w/integrated AC/DC surge protectors
50 amp shoreline connection
Air conditioning & heating with offset returns
Air conditioning, ducted with 3 roof airs (40 - 42)
Air-conditioning, ducted with 4 roof airs (45)
Auto temp. start for generator
90 amp automatic transfer switch with integrated surge suppression
Electrical surge-suppression system
Heat pumps on roof AC's
Hydronic heating
Low-battery generator auto-start



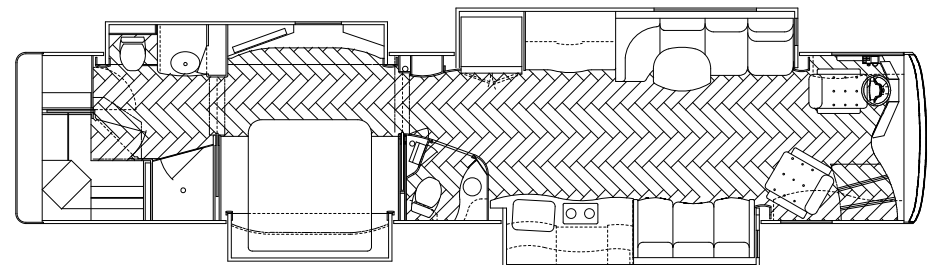
FP 1



FP 2



FP 3



FP 4