

Foretravel ih 45 - 2018 Standard Features

CHASSIS FEATURES

Foretravel Travelride III Chassis – by Spartan

all air ride with:

- 4 outboard-mounted air bags (drive axle)
- 2 air bags (IFS front axle)
- 2 air bags (tag axle)

Engine - Cummins ISX 600 HP

Spartan Cummins Connect

ABS anti-lock braking system w/automatic slack adjusters

Air disc brakes on all wheels

Air hose for tire service

Air quick connect in storage bay

Alcoa aluminum wheels w/ Dura-Bright protection

Allison 6 speed transmission MH 4000R

Allison transmission

Alternator - 435-amp

Automatic traction control (ATC)

Auxiliary 12v air compressor

Fuel filter/water separator

Front axle - IFS (independent front suspension)

HWH - computerized air leveling system

HWH - active air system

Ridewell tag axle

Rear axle ratio: 4.30:1

20,000# / 2,700# tongue Rated receiver hitch

Air line at hitch

Michelin Tires: 365/70R22.5 Front 315/80R22.5 Rear

EXTERIOR FEATURES

Awning-PS, roof-mounted, electric patio w/ lights (2)

Awning-DS, roof mounted, shells w/lights (2)

Topper Awnings on Slideouts -painted to match

Auto motion sense storage bay lights

Cargo tray, electric sliding (2)

Freezer in bay on slide out tray

Carpeted storage bays

Consolidated components bay

Docking lights, LED (4) with switch in dash & bedroom

Dual-pane tinted & insulated windows

Easy view one-piece windshield

Electric dump valves

Electric entry step (Executive)

Electric utility reels - water & power

CosmoLite roof – One Piece, Stain and UV resistant

FRP sub floor (one-piece)

Flush kit

Fog lights, LED

Fuel fill - on both sides of coach

Electric gray water bypass for holding tank

Ground accent lighting (Color Changing)

LED high beam headlamps

Heated/remote chrome mirrors w/LED turn signals

Fresh water plumbing supply manifold

Marker lights, LED

Paint protection below windshield – Armor Coat

Painted exterior, full body paint w/ clear coat finish

Side hinge storage doors

LED Porch light

Remote storage door locks

Roof AC drains

Stainless steel lined utility bay

Trailer wiring

Xenon low beam headlights

Utility Station:

- Fresh water connection, network connection, water fill switch, Tank Level Indicator, hot & cold water faucet, 120v receptacle & soap dispenser
- 50 amp. shoreline connection, water pump switch, cable TV, & portable satellite connection

DASH & COCKPIT FEATURES

12 volt accessory receptacle

Dual 1 amp USB charge receptacle

Battery boost switch / auto-charge

Camera, motorized back-up with control at dash

Cameras, mirror mount w/ color back-up monitor

Dedicated driver monitor for rear and side cameras

CB at dash, hand held

Compass & outdoor temperature

Co-pilot seat, Villa residential 6 way power w/footrest & headrest

Dash AC fan controls for co-pilot

Generator auto start/stop

Infotainment system with GPS, AM, FM, CD Sirius/XM, Bluetooth, USB, and iPod compatibility

Passenger monitor with DVD / GPS / Satellite viewing

USB connection at copilot

Map lights, pilot & copilot

Pedals, throttle & brake power adjust

Pilot seat, Knoedler air ride

Silverleaf 12" digital glass dash

Steering wheel, power tilt & telescoping

Steering wheel, Smart Wheel, w/Radio Controls

Windshield / privacy shade & sunblock, electric

APPLIANCES • ELECTRONICS • LIGHTING • AUDIO-VIDEO

HDMI & CAT6 shielded A/V cabling

CAT6 network cabling

Cook top, 2-burner Induction

5.1 surround sound system in LR

Stereo sound system in BR and Patio

Single Blu-ray player

Universal Remote Control (2)

iPad with A/V and Silverleaf control

Interior LED Lighting

Lighting, LED accent on Entry Door Panel

Lighting, LED accent under counters & window trim

Lighting, LED floor lights

Lighting, LED reading lamps in bedroom

Microwave, Viking, Residential

Refrigerator, Viking, Residential, 120v

Stationary HD Satellite

Satellite system, HD DVR receiver

Satellite system, 2nd HD receiver

Silverleaf Total Coach Control panel

Road-iQ camera system

Bird's Eye View 360 camera system

Tire Pressure Sensors, Remote

TV antenna – automatic domed Winegard Rayzar

Washer/dryer connections

INTERIOR LIVABILITY FEATURES

Powered step-well cover with two switch locations

Color-coordinated Foretravel Designed throw pillows (sofa & bed)

Foretravel Designed window treatment w/ electric day/night shades

Electric exhaust fan in bath & toilet room w/auto rain sensor

Filter, drinking water & ice maker water

Floor Heat, electric (with approved flooring)

120v outlet w/dual USB charge ports in LR and BR

Kitchen pantry

Lighting, multiplex system

King Bed – Slumber Ease System

Slide-out rooms, flush w/ sidewalls when retracted

Slide-out rooms, pneumatic sealed

Natural Quartz countertops

Stainless steel kitchen sink w/covers

Kitchen pull-out top

Body sprayer in shower

Tile floor (kit, bath, D & P area)

Vacuum, built in

Wood, handcrafted Walnut or African Mahogany cabinetry

SAFETY FEATURES

All coaches built to RVIA specifications
Tyron® Bead-Lock Tire Blowout Protection (front tires)
Fog-Maker Engine Fire Suppression System
Vorad Collision Avoidance System
Vorad Blind Spot Monitor
Auto headlights and wipers
Carbon monoxide detector
Daytime running lights
Fire extinguishers (2)
GFI protected circuits
Lighted entry-door assist handle
Rear exit door
Bird's Eye View 360 camera system
Electronic Safe
Security system
Smoke detector

CSA Approved / Transport Canada Approved HEATING • COOLING • ELECTRICAL

12.5 kw diesel generator in quiet box
12 volt battery disconnect
2800 w inverter/charger (2) w/integrated AC/DC surge protectors
50 amp shoreline connection
Air conditioning & heating with offset returns for superior quiet operation
Air-conditioning, ducted with 4 roof airs (45)
Auto temp. start for generator
50 amp automatic transfer switch with integrated surge suppression
Electrical surge-suppression system
Heat pumps on roof AC's
Aqua Hot Hydronic heating
Low-battery generator auto-start

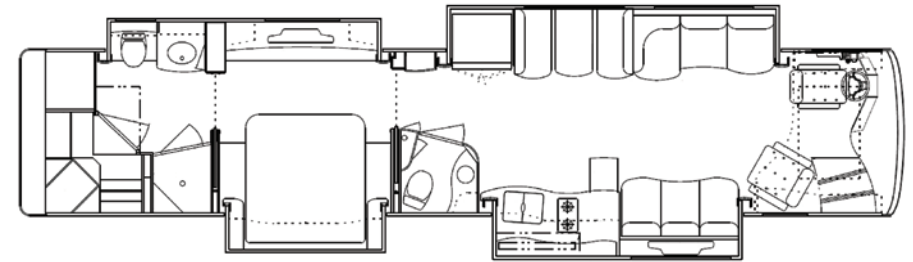
CAPACITIES AND MEASUREMENTS

Fresh Water	135 gal
Holding Tank	145 gal
Fuel	200 gal
DEF	15 gal
Height	13'2" – top of roof a/c's

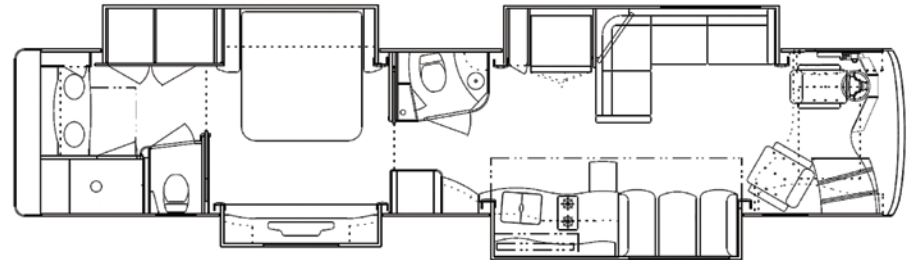
OPTIONS

Cabinetry, Wood, Walnut
Cabinetry, Wood, African Mahogany
Cabinetry, Laminate
Outdoor Entertainment pkg in slide room
Satellite system, in motion SD satellite dish
Second Silverleaf Panel in Bedroom
Hammered Kitchen Sink
Dish Drawer
Wine Chiller
Trash Compactor
Ottoman
Entry Door Awning
Electric Window Awnings
Patio Awnings on driver side
Paint graphics through patio awnings
Washer dryer combination
Washer dryer, stacked
Outdoor grill on tray
Stainless Accent Package
Armor Coat above windshield
280w Solar Package

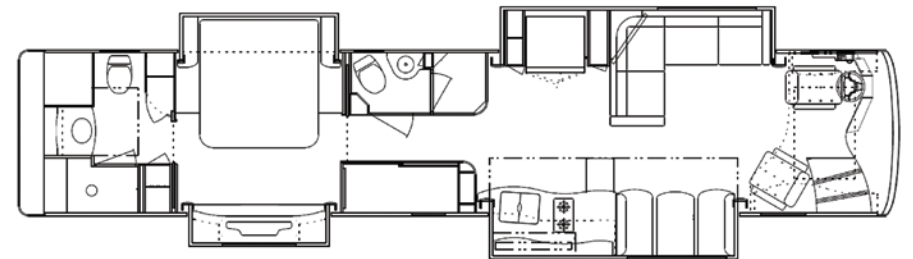
POPULAR FLOOR PLANS - CUSTOM AVAILABLE



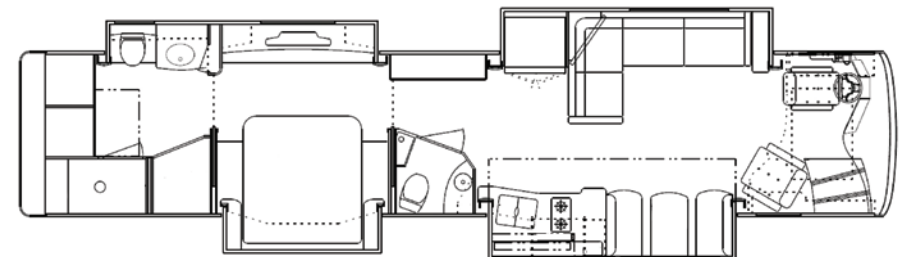
FP 1



FP 2



FP 3



FP 4