



RV CHASSIS



NEVER SETTLE.



EXPERIENCE THE DIFFERENCE

Designing exceptional foundations for the industry's most elite motorcoaches for more than 40 years, Spartan® RV Chassis is the chassis of choice for luxury Class A diesel motorcoach owners who never settle for anything less than the best.

Every chassis is designed exclusively for motorcoach use, uniquely crafted to deliver a luxurious, smooth ride with effortless handling.

**When your motorcoach lives on a Spartan RV chassis,
you can relish the journey as much as the destination.**



QUALITY AND DURABILITY

Exceptional adventures begin from the ground up.

The Spartan® RV Chassis is one of the best foundations in the industry.

Made with the finest components, the frame and cross member system fortifies your motorcoach, providing enhanced stability and chassis durability - so you can take to the road confidently, no matter where or when adventure calls.







SAFETY AND INNOVATION

Safety, meet luxury.

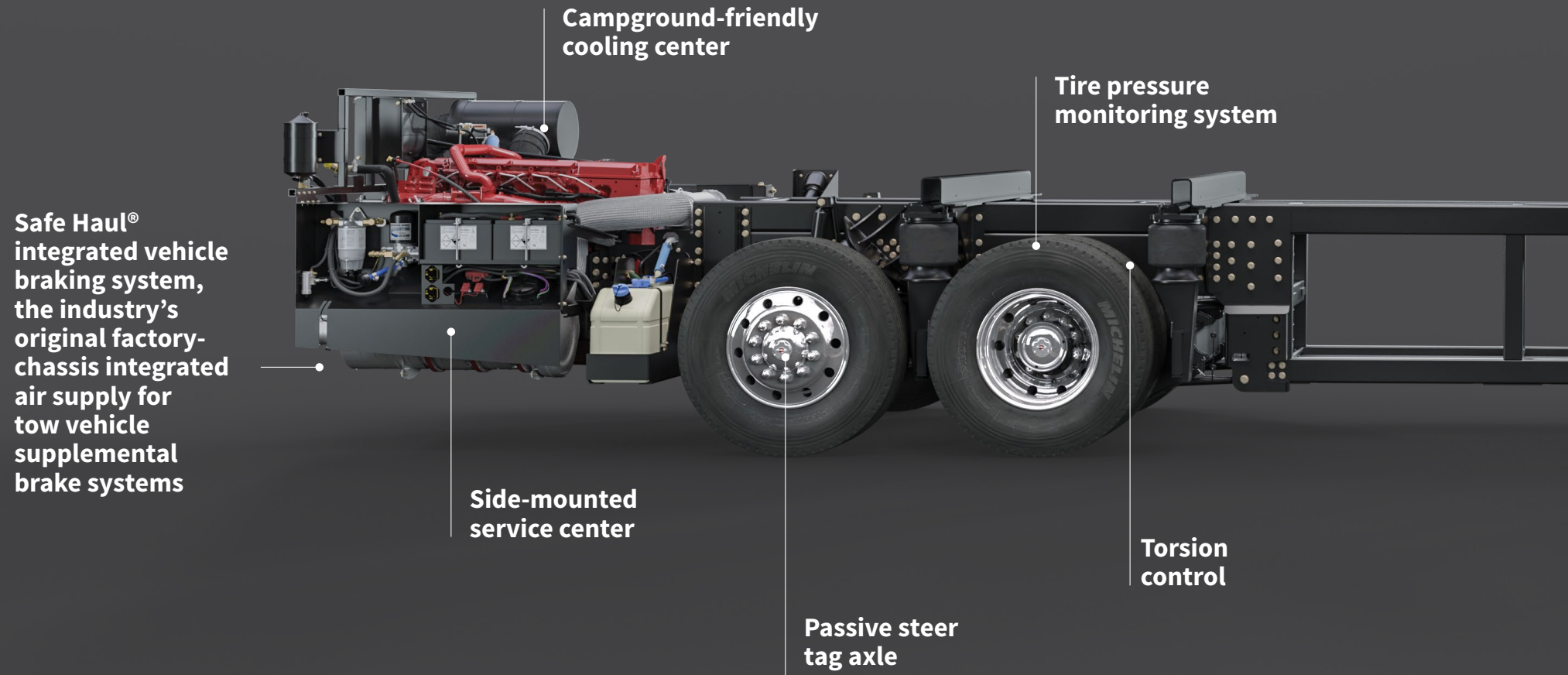
Introducing the Tri-Pod Steering Wheel, the latest Spartan® RV Chassis Connected Coach® innovation.

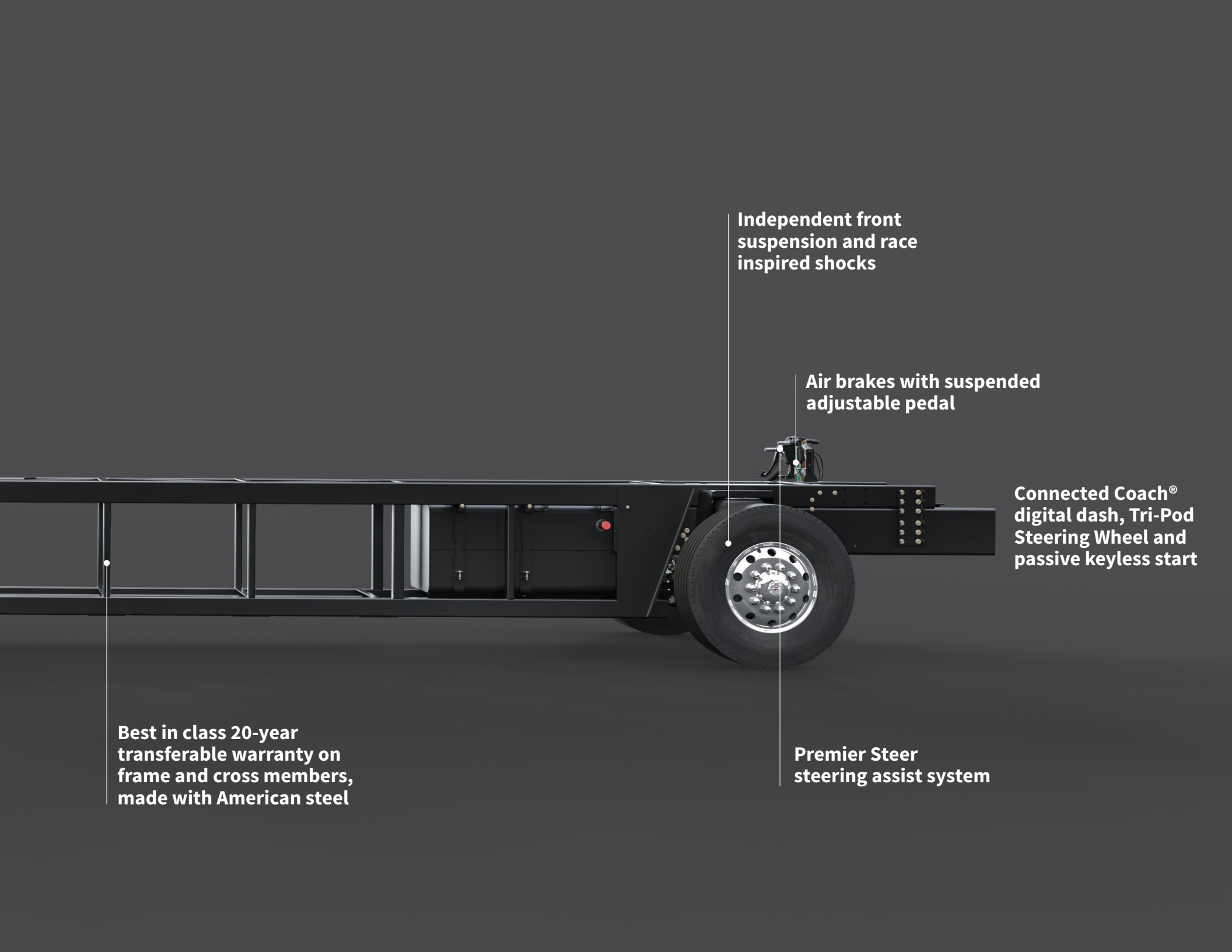
The Tri-Pod Steering Wheel places driving features and instrumentation right at your fingertips, so you can stay focused on enjoying the ride.

LUXURY RIDE AND SUPERIOR HANDLING

Riding Under Foretravel

A superior foundation, exclusively designed for elite, luxury Class A diesel motorcoaches.





Independent front suspension and race inspired shocks

Air brakes with suspended adjustable pedal

Connected Coach® digital dash, Tri-Pod Steering Wheel and passive keyless start

Best in class 20-year transferable warranty on frame and cross members, made with American steel

Premier Steer steering assist system



2023 REALM FS605 & REALM PRESIDENTIAL FS605

FS605

Spartan® RV Chassis Advanced Protection System™ (APS):

- Collision Mitigation System with Adaptive Cruise Control
- Electronic Stability Control
- Automatic Traction Control
- Safe Haul®, the industry’s original factory-chassis integrated air supply for tow vehicle supplemental brake systems
- Forward Collision Warning (FCW)
- Lane Departure Warning (LDW)
- Pedestrian Collision Warning (PCW)
- Headway Monitoring & Warning (HMW)
- Speed Limit Indication (SLI)

Premium Features:

- “Premier Steer” Steering Assist System
- Carbon fiber and leather Tri-Pod Steering Wheel with graphic instrument cluster navigation, screen view selection, wiper, phone, media, engine brake, and shade controls.
- Electronic Suspension Control System with Self-Leveling Feature
- Passive Steer Tag Axle
- Cummins Connected Diagnostics™
- Connected Coach® with 15” Display
- Tyron Multiband on Front Wheels
- Suspended Adjustable Pedals
- 20,000 lb Towing Capacity
- No Deductible, 24/7 Roadside Assistance for first 3 Years of Ownership
- 20-Year Transferable Warranty on Frame & Cross Members
- Fog-Maker Fire Suppression System for Engine Compartment

Specifications:

<p>Engine</p> <p>Cummins X15 18.7 CFM Air Compressor 1500 Watt Block Heater Peak HP: 605 hp @ 1800 RPM Peak Torque: 1,950 lb-ft @ 1200 RPM</p>	<p>Bilstein Shocks</p> <p>Front: 60 mm Rear: 46 mm Tag: 46 mm</p>	<p>Cooling System</p> <p>Side-mounted radiator: parallel air flow system with low-profile radiator, charge air cooler and integrated A/C condenser utilizing a modulated engine-driven cooling fan</p>
<p>Transmission</p> <p>Allison 4000MH 6-Speed Push-Button Shift Pad Shift Inhibit</p>	<p>Brakes</p> <p>ABS: WABCO 6S/6M Front: Air disc Drive: Air disc Tag: Air disc Parking: Push/Pull Knob, Brake Interlock Auxiliary: Three-stage engine, Compression brake</p>	<p>Frame</p> <p>Trussed, Torque-Box Structured Frame Design for Frame Strength, Reduced Camber and Improved Storage Capacity Front: 14.25” x 3.5” x .31” Rear (Rail): 12.75” x 3.5” x .31” Rear(drop): 10” x 3.5” x .38”</p>
<p>Chassis Ratings</p> <p>GVWR: 54,000 lb Front GAWR: 20,000 lb Rear GAWR: 20,000 lb Tag GAWR: 14,000 lb GCWR: 74,000 lb</p>	<p>Steering</p> <p>Carbon fiber and leather Tri-Pod Steering Wheel with graphic instrument cluster navigation, screen view selection, wiper, phone, media, engine brake, and shade controls.</p>	<p>Tires</p> <p>Front: Michelin XZA 365/70R22.5 LRL Rear: Michelin X Line Energy Z 315/80R22.5 LRL Tag: Michelin X Line Energy Z 315/80R22.5 LRL</p>
<p>Suspension</p> <p>Front: Independent front air suspension with 20,000 lb capacity Rear: Non-torque reactive parallelogram air suspension with 23,000 lb capacity Tag: Parallelogram air suspension and integrated passive steering tag axle with 14,000 lb capacity</p>	<p>Fuel System</p> <p>Fuel Tank: 200 gallon with dual fill DEF Tank: 15 gallon, dual fill</p> <p>Electrical System</p> <p>Custom modular 12v electrical system Batteries: Two 950 CCA Alternator: 270 amp</p>	<p>Wheels</p> <p>(6) Alcoa Dura-Bright Aluminum Wheels with Dress Kit (2) Steel Wheels on Inside Dual Wheels</p> <p>Wheelbase</p> <p>316”</p>



2023 REALM FS450

FS450

Spartan® RV Chassis Advanced Protection System™ (APS):

- Collision Mitigation System with Adaptive Cruise Control
- Electronic Stability Control
- Automatic Traction Control
- Safe Haul®, the industry’s original factory-chassis integrated air supply for tow vehicle supplemental brake systems
- Forward Collision Warning (FCW)
- Lane Departure Warning (LDW)
- Pedestrian Collision Warning (PCW)
- Headway Monitoring & Warning (HMW)
- Speed Limit Indication (SLI)

Premium Features:

- “Premier Steer” Steering Assist System
- Tri-Pod Steering Wheel with graphic instrument cluster navigation, screen view selection, wiper, phone, media, engine brake, and shade controls.
- Electronic Suspension Control System with Self-Leveling Feature
- Connected Coach® with 15” Display
- Tyron Multiband on Front Wheels
- Suspended Adjustable Pedals
- 10,000 lb Towing Capacity
- No Deductible, 24/7 Roadside Assistance for first 3 Years of Ownership
- 20-Year Transferable Warranty on Frame & Cross Members

Specifications:

Engine

Cummins L9
 18.7 CFM Air Compressor
 1000 Watt Block Heater
 Peak HP: 450 hp @ 2,100 rpm
 Peak Torque: 1,250 lb-ft @ 1,400 rpm

Transmission

Allison 3000 MH

Chassis Ratings

GVWR: 38,600 lb
 Front GAWR: 14,600 lb
 Rear GAWR: 24,000 lb
 GCWR: 48,600 lb

Suspension

Front: Independent front air suspension with 14,600 lb capacity
 Rear: Non-torque reactive parallelogram air suspension with 24,000 lb capacity

Custom Tuned Shocks

Front: Bilstein
 Rear: Bilstein

Brakes

ABS: WABCO 4S/4M
 Front: Air disc
 Drive: Air drum

Steering

Tri-Pod Steering Wheel with graphic instrument cluster navigation, screen view selection, wiper, phone, media, engine brake, and shade controls.

Fuel System

Fuel Tank: 150 gallon, dual fill
 DEF Tank: 15 gallon, dual fill

Electrical System

12v electrical system
 Batteries: Two 950 CCA
 Alternator: 170 amp

Cooling System

Side-mounted radiator: parallel airflow system with low-profile radiator

Frame

Raised rail design for increased storage

Tires

Front: Michelin X Coach Z 295/80R22.5 LRH
 Rear: Michelin X Coach Z 295/80R22.5 LRH

Wheels

(4) Aluminum wheels with polished finish and dress kit
 (2) Steel wheels on inside duals

Wheelbase

228"

SERVICE AND SUPPORT

Key to RV safety is a well-maintained coach.

At Spartan® RV Chassis, we make regular maintenance as convenient and easy as possible – while also providing the industry's best warranty program.

Best-in-class warranty:

- 5-year/75,000-mile transferable warranty
- 20-year transferable warranty on frame and cross members
- 5-year/100,000-mile Cummins Engine warranty
- 5-year/200,000-mile Allison Transmission warranty
- 3 years complimentary roadside assistance from Coach Net®

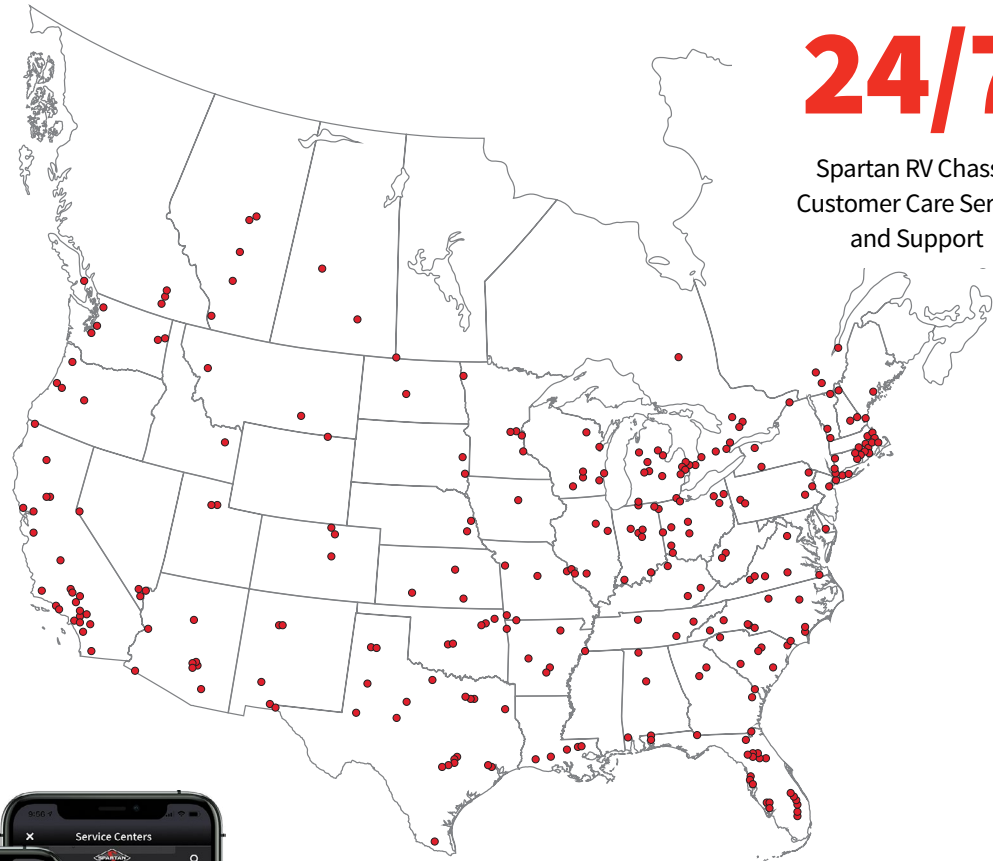
24/7 service and support is just around the corner.

Adventures on the road are not always from 9 to 5. That's why our service and support network is available 24/7 with hundreds of authorized service centers just a phone call or click away.

- access to over 280 Spartan RV Chassis authorized service centers
- RV chassis mobile mechanic services
- towing, fuel delivery, flat tire, jump start, lockout, and winching

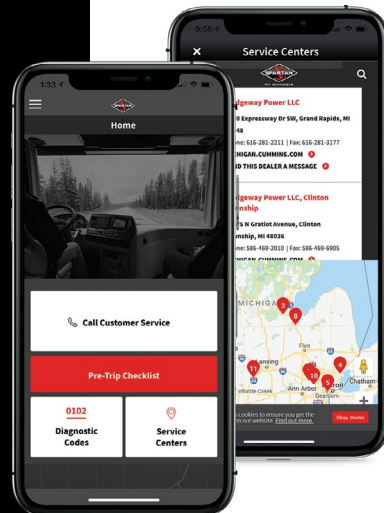
spartanrvchassis.com/foretravel

spartanrvchassis.com/service-support



24/7

Spartan RV Chassis
Customer Care Service
and Support



Spartan Connected Care® mobile App

Download from google play
or on the app store



EXTENDED FAMILY



ACADEMY

Supporting our owners every mile of every journey.

Spartan® RV Chassis offers owners an exclusive training program, focused on chassis care and maintenance. Intimate class sizes, on-the-road driving instruction, and networking with other owners are just a few of the many highlights the Academy provides. Program curriculum includes:

- Chassis troubleshooting including:
 - Electrical
 - Air systems
 - Suspensions
- Chassis maintenance
- Weighing unit/tire pressure
- Spartan RV Chassis customer & product support/warranty information
- On-the-road drive time with a certified instructor
- Walk-around of coach with a qualified Spartan RV Chassis technician
- Factory tour
- Discounts on parts & accessories

25+

Training sessions annually

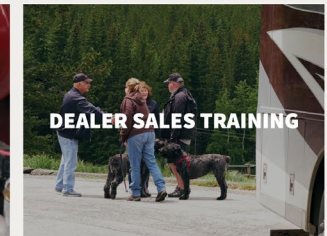

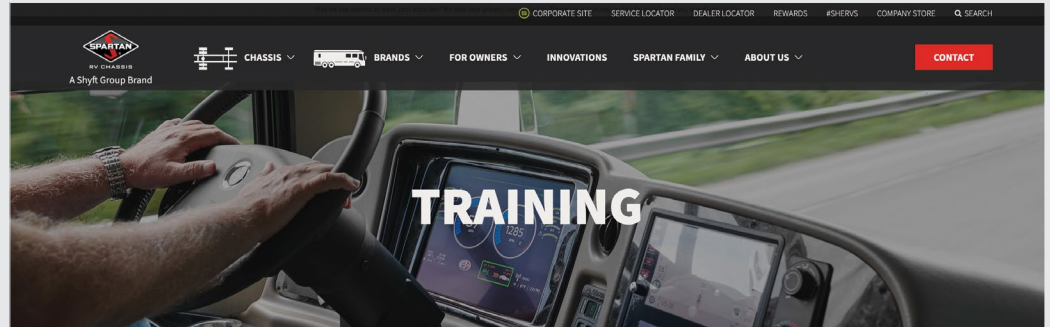
500+

Participants in 2021



Average survey rating

spartanrvchassis.com/training



LET US HELP

Finding the right Class A RV chassis can prompt some questions. Let us know how we can help you find the right fit.

[CONTACT US](#)

[CALL US](#)



youtube.com/c/SpartanSpecialtyVehicles/featured



RV CHASSIS

A Shyft Group™ Brand



CUSTOMER SERVICE: 800.543.4277
PARTS: 800.722.3025

SPARTANRVCHASSIS.COM