

2022
THE FORETRAVEL
REALM FS605
The REALM of dreams is here...



FORETRAVEL
MOTORCOACH

REALM: A Royal Kingdom;
a domain within which anything may occur, prevail or dominate.

2022
**THE FORETRAVEL
REALM FS605**

The REALM of dreams is here...



**FORETRAVEL
MOTORCOACH**

REALM: A Royal Kingdom;

a domain within which anything may occur, prevail or dominate.

The REALM's cutting edge design sets it apart from every other luxury motor coach on the market today. Rivalled only by the high-end automotive world, the REALM FS605 exudes luxury and refinement.



Meticulously designed front grill, headlight accents and intricate fiberglass cap design



REALM-AIR dual overhead fairings that reduce wind drag for superior aerodynamics



Courtesy Puddle Logo Light on Bottom of Entry Door



LED under-coach lighting package



Opulent interior décor, handcrafted wood packages and natural quartz countertops

The Foretravel REALM FS605 perfectly combines power, prestige & performance!

The REALM's cutting edge design sets it apart from every other luxury motor coach on the market today.

Rivaled only by the high-end automotive world, the REALM FS605 exudes luxury and refinement.



Meticulously designed front grill, headlight accents and intricate fiberglass cap design



REALM-AIR dual overhead fairings that reduce wind drag for superior aerodynamics



Courtesy Puddle Logo Light on Bottom of Entry Door



LED under-coach lighting package



Opulent interior décor, handcrafted wood packages and natural quartz countertops

The Foretravel REALM FS605 perfectly combines power, prestige & performance!

FORE-SLIDE



The REALM's slide-out rooms feature pneumatic seals that provide a literal airtight seal completely around the entire slide-out room regardless of slide position. They also feature a power drop down flooring system that gives the REALM not only a flat-floor when extended, but a true flat-floor when retracted as well. Don't look for an interior carpet lip, exterior silicone beads, pop-rivets, screws, plastic moldings, or unattractive and intrusive slide-out room mechanisms to waste your valuable storage space. On a REALM, all you will find is the absolute finest in fit, finish and function offered in a slide-out room today.

REALM FS605 safety far exceeds the industry norm

Just a few highlights include:

- Spartan Advanced Protection System®
- Automatic traction control
- Collision mitigation system with Adaptive Cruise Control
- Electronic stability control
- All-wheel disc brakes
- A tire pressure sensor system
- "Premier Steer" steering assist system
- Race-inspired Bilstein® shocks validated to the REALM's specifications



Steel construction instead of aluminum



TYRON's® Bead-Lock Wheel Safety Bands



Rear Exit Door



Mobile-eye® Collision Avoidance System



Fogmaker Fire Suppression System for the engine

FORE-SLIDE



The REALM's slide-out rooms feature pneumatic seals that provide a literal airtight seal completely around the entire slide-out room regardless of slide position. They also feature a power drop down flooring system that gives the REALM not only a flat-floor when extended, but a true flat-floor when retracted as well. Don't look for an interior carpet lip, exterior silicone beads, pop-rivets, screws, plastic moldings, or unattractive and intrusive slide-out room mechanisms to waste your valuable storage space. On a REALM, all you will find is the absolute finest in fit, finish and function offered in a slide-out room today.

REALM FS605 safety far exceeds the industry norm

Just a few highlights include:

- Spartan Advanced Protection System®
- Automatic traction control
- Collision mitigation system with Adaptive Cruise Control
- Electronic stability control
- All-wheel disc brakes
- A tire pressure sensor system
- "Premier Steer" steering assist system
- Race-inspired Bilstein® shocks validated to the REALM's specifications



Steel construction instead of aluminum



TYRON's® Bead-Lock Wheel Safety Bands



Rear Exit Door



Mobile-eye® Collision Avoidance System



Fogmaker Fire Suppression System for the engine

Just a few of the available features on the **ALL NEW REALM FS605**

Premiere *Steer*



Column Drive System - Arrive Relaxed & Refreshed

"Bird's Eye View" coach monitoring system for the absolute ultimate in coach visibility!

- Eliminates "Danger Zones" from all sides
- High resolution camera images displayed
- Easy-to-follow guidelines while backing up
- Multiple single camera views around vehicle
- Triggered single camera views around vehicle
- Toggled views for any single camera



Remote control rear camera for optimal visibility in every scenario!

Xtreme-Schemes by Foretravel



Far above the "4 color" industry norm, a **REALM FS605** is a true rolling artistic masterpiece.



Parking



Driving

CONNECTING MOBILE LIFESTYLES™



Flat Floor Rear Bath!

This is no small feat when compared to the competition.



REALM vs.



Competition

No more unsafe & unsightly steps!

Take **CONTROL** of your **REALM!**



Coach Command controls a multitude of functions including changing the undercarriage lights with precise control!

Just a few of the available features on the ALL NEW REALM FS605

Premiere Steer



Column Drive System - Arrive Relaxed & Refreshed

"Bird's Eye View" coach monitoring system for the absolute ultimate in coach visibility!

- Eliminates "Danger Zones" from all sides
- High resolution camera images displayed
- Easy-to-follow guidelines while backing up
- Multiple single camera views around vehicle
- Triggered single camera views around vehicle
- Toggled views for any single camera



Remote control rear camera for optimal visibility in every scenario!

Xtreme-Schemes by Foretravel



Far above the "4 color" industry norm, a **REALM FS605** is a true rolling artistic masterpiece.



Parking



Driving

CONNECTING MOBILE LIFESTYLES™



Flat Floor Rear Bath!

This is no small feat when compared to the competition.



REALM vs.



Competition

No more unsafe & unsightly steps!

Take **CONTROL** of your **REALM**!



Coach Command controls a multitude of functions including changing the undercarriage lights with precise control!

Exclusive to the REALM FS605 is the Spartan **K4605** chassis.

The K4605 is not only massive in stature, but boasts a best-in-class 20,000 lb. Independent Front Suspension, Cummins 605HP diesel engine, Torqued-Box Structural Frame, the **Spartan Advanced Protection System** & passive steering rear tag axle for incomparable handling and maneuverability. Once behind the wheel of a **Realm FS605**, you will instantly realize that this is the pinnacle of luxury motor coach driving performance.



Independent Front Suspension

The independent front suspension is computer analyzed and custom tuned to provide optimal comfort and control.



Passive Steer Tag Axle



Featuring OnGuardACTIVE™

Spartan's Advanced Protection System® (APS), is the industry's first comprehensive set of RV-specific safety features designed to provide additional protection, security and value to coach buyers so you can focus on the road ahead.



Other Features Include:

- ❑ Collision Mitigation System with Adaptive Cruise Control.
- ❑ Spartan Safe Haul™ (industry's only factory-chassis integrated air supply for tow vehicle brake systems).
- ❑ A 17 degree wheel cut means you can navigate the twists and tight spaces of RV parks and parking lots with greater confidence.
- ❑ Backing up your coach is hassle-free with our auto-alignment system straightening and locking the tag axle for precise maneuvering control.

Exclusive to the REALM FS605 is the Spartan **K4605** chassis.

The K4605 is not only massive in stature, but boasts a best-in-class 20,000 lb. Independent Front Suspension, Cummins 605HP diesel engine, Torqued-Box Structural Frame, the **Spartan Advanced Protection System** & passive steering rear tag axle for incomparable handling and maneuverability. Once behind the wheel of a **Realm FS605**, you will instantly realize that this is the pinnacle of luxury motor coach driving performance.



Independent Front Suspension

The independent front suspension is computer analyzed and custom tuned to provide optimal comfort and control.



Passive Steer Tag Axle



Featuring OnGuardACTIVE™

Spartan's Advanced Protection System® (APS), is the industry's first comprehensive set of RV-specific safety features designed to provide additional protection, security and value to coach buyers so you can focus on the road ahead.



Other Features Include:

- ❑ Collision Mitigation System with Adaptive Cruise Control.
- ❑ Spartan Safe Haul™ (industry's only factory-chassis integrated air supply for tow vehicle brake systems).
- ❑ A 17 degree wheel cut means you can navigate the twists and tight spaces of RV parks and parking lots with greater confidence.
- ❑ Backing up your coach is hassle-free with our auto-alignment system straightening and locking the tag axle for precise maneuvering control.



The LVMS is unlike any luxury motor coach in the world; offering multiple living & dining accommodations highlighted by the dual power adjustable dinette tables and extra large lounge as well as a master suite arrangement unlike any other.

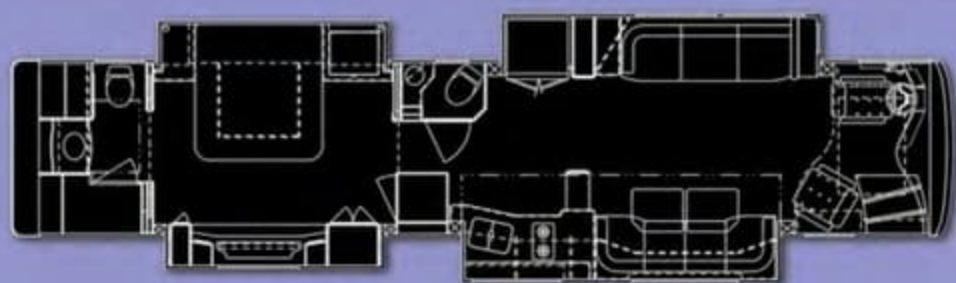


LVMS



Shown in Excalibur & Polished Stone





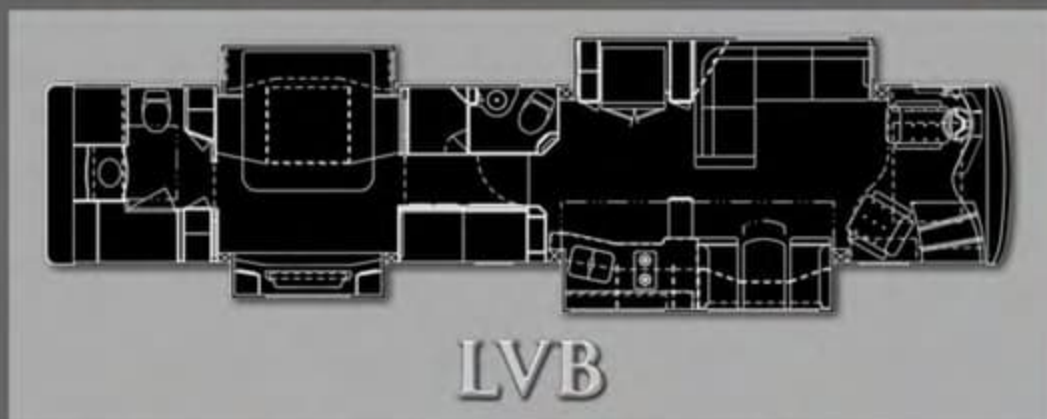
LVMS



Shown in Excalibur & Polished Stone









The LV1 is a bath and a half model highlighted by:
 A mid-ship LED TV, extendable sofa, stack W/D, private water closet in master bath, power-lift bedroom LED TV, dual sink basins, massive wardrobe and large master shower with multiple jets.



LV1



Shown in African Mahogany & Sherwood





The LV1 is a bath and a half model highlighted by:
 A mid-ship LED TV, extendable sofa, stack W/D, private water closet in master bath, power-lift bedroom LED TV, dual sink basins, massive wardrobe and large master shower with multiple jets.



LV1



Shown in African Mahogany & Sherwood





The LV2 is a bath and a half model, highlighted by:
 Power-lift bedroom LED TV, large tile shower, dual sink vanity,
 cedar lined closet including a built-in chest of drawers.
 Two other seating options are available in the LV2,
 motorized recliners or theatre seating with end tables.

Motorized Recliners
 w/ Full Size Air Bed



Theater
 Seating

LV2 L/R Seating Options



LV2



Pull-Out Ottomans



Shown in Seven Seas & Walnut





The LV2 is a bath and a half model, highlighted by:
 Power-lift bedroom LED TV, large tile shower, dual sink vanity,
 cedar lined closet including a built-in chest of drawers.
 Two other seating options are available in the LV2,
 motorized recliners or theatre seating with end tables.

**Motorized Recliners
 w/ Full Size Air Bed**



**Theater
 Seating**

LV2 L/R Seating Options



LV2



Shown in Seven Seas & Walnut



Pull-Out Ottomans



2022 FORETRAVEL REALM FS605

Interior Décor

Countertops

Floorplans

SEVEN SEAS



The Foretravel REALM FS605 is available in five Luxury Villa floor plans that offer unprecedented livability and stately accommodations befitting any RV lifestyle.



LVB WITH TUB

CAMBRIDGE



LVB

SHERWOOD



LVMS

STONEHENGE - LV3 Version



LV1

Motorized Recliners w/ Full Size Air Bed Theater Seating

LV2 L/R Seating Options



LV2

EXCALIBUR



LV3

Manufacturer's options, features, colors, floor plans, etc. are subject to change without notice. Some decorations and personal effects may be for demonstration only and not be a part of the available features list or sale price.

2022 FORETRAVEL REALM FS605

Interior Décor

Countertops

Floorplans

SEVEN SEAS



The Foretravel REALM FS605 is available in five Luxury Villa floor plans that offer unprecedented livability and stately accommodations befitting any RV lifestyle.



LVB WITH TUB

CAMBRIDGE



LVB

SHERWOOD



LVMS

STONEHENGE - LV3 Version



LV1


Motorized Recliners w/ Full Size Air Bed Theater Seating

LV2 L/R Seating Options



LV2

EXCALIBUR



LV3

Manufacturer's options, features, colors, floor plans, etc. are subject to change without notice. Some decorations and personal effects may be for demonstration only and not be a part of the available features list or sale price.

KNIGHTFALL



KNIGHT FALL



APOLLO



APOLLO



Distressed Copper



Distressed Copper



Sterling



Sterling



CROSSBOW



CROSSBOW



poseidon



poseidon




Castle




Castle



Raven Red



Raven Red



2022 Foretravel Realm FS605 Specifications

CHASSIS FEATURES

Spartan K4 Chassis
Cummins X15 605 HP Engine

- Peak HP 605 @ 1,800 RPM

Allison 6 Speed Transmission MH 4000

- Peak Torque 1,950 ft/lbs. @1,200 RPM

Cummins Connected Diagnostics
Valid Air Suspension w/ VDC Control
HWH Four Point Hydraulic Leveling Jack System
Spartan Safe Haul
Three Stage Engine Brake with On/Off Switch
ABS Anti-Lock Braking System with Automatic Slack Adjusters
Electronic Suspension Control System w/ Self Leveling Feature
Air Disc Brakes on all Wheels
Air Hose for Tire Service
Air line with Quick Connect
Alcoa Aluminum Wheels with Dura-Bright Protection on All Aluminum Wheels
270-amp; Leece-Neville Alternator
Automatic Traction Control (ATC)
Auxiliary 12V Air Compressor
Fuel Filter / Water Separator
Front Axle - IFS (Independent Front Suspension)
Rear Axle Ratio: 4.30:1
Passive Steer Tag Axle with 17 Degree Turn Radius
20,000-lb. Towing Capacity/ 2,000-lb. Hitch Tongue with 7/4-Pin Plug
Michelin Front 365/ 70R 22.5" Rear 315/ 80R 22.5"
3 Year Spartan Scheduled Maintenance Included
No Deductible 24/7 Roadside Assistance First 3 Years

EXTERIOR FEATURES

Foretravel Exclusive Fore-Slide™ Flangeless Pneumatic Seals on All Slide Rooms
Carefree Entry Door Awning
Passenger Side Patio Awnings, Two Carefree Roof Mounted Electric Patio Awnings with LED Lights on Passenger Side
Driver Side Patio Awning Shells, Two Carefree Roof Mounted Patio Awning Shells
Slide-out Topper Awnings - Painted Base Color
Outdoor Entertainment Package in Slide Room
320-Watt Solar Panel Package
Storage Bay:

- Lights in Storage Bay
- Freezer on Slide Out Tray
- Side Hinge Storage Doors with Remote Electric Door Locks

Dual-Pane Tinted and Insulated Windows
Easy View One-Piece Windshield
Electric Executive Entry Step
Cosmolite Roof - One Piece, Stain and UV Resistant
LED Lights:

- Four Docking Lights
- Color Changing Ground Accent Lighting
- Halogen Low Beam Headlights
- Marker Lights

Two Electric Sliding Cargo Trays
Carpeted Storage Bays
Consolidated Electronics Bay
FRP Sub Floor (One-Piece)
Heated/ Remote Chrome Mirrors with LED Turn Signals
Fresh Water Plumbing Supply Manifold
Xtreme-Scheme™ Paint Designs with:

- Paint Protection Below Windshield - Armor Coat
- Full Body Exterior Paint with Multiple Clear Coat Finishes

Roof AC Drains
Trailer Wiring - 7 Pin Connector
Dual Fuel/ DEF Fill Locations (**Newly Increased Fuel Venting for Ease of Filling**)
Utility Station:

- 50 Amp. Shoreline Connection
- Laser Etched Stainless Steel Utility Bay Panels**
- Cable TV Connection
- Electric Utility Reels - Water and Power

Fresh Water Connection
Tank Level Monitor Screen
120v Receptacle
Hot and Cold-Water Faucet
Soap Dispenser
Water Pump and Water Fill Controls
Flush Kit(s)
Electric Dump Valves

DASH and COCKPIT FEATURES

Push Button Ignition
15" Digital Valid Dash w/ VDC Control
Dimmable Accent LED Lights below the Dash
Wireless Charger at Passenger Chair
Illuminated Cup Holders
Passenger Magazine Rack with Phone Storage and 120V/ USB Charger Receptacle
Assist Handle
Padded Dash Top
2 Dual USB Charge Receptacles
Battery Boost Switch/ Auto-Charge; Generator Auto Start/ Stop
Cameras: 7 Total

- One Total Vision Motorized Back-Up
- Two Side Mounted Integrated in Mirrors
- Four Perimeter 360 Birds Eye View

Dedicated Driver Monitor Camera Display for All Cameras
Dash AC Fan Controls for Co-Pilot

2022 Foretravel Realm FS605 Specifications

CHASSIS FEATURES

Spartan K4 Chassis
Cummins X15 605 HP Engine

- Peak HP 605 @ 1,800 RPM

Allison 6 Speed Transmission MH 4000

- Peak Torque 1,950 ft/lbs. @1,200 RPM

Cummins Connected Diagnostics
Valid Air Suspension w/ VDC Control
HWH Four Point Hydraulic Leveling Jack System
Spartan Safe Haul
Three Stage Engine Brake with On/Off Switch
ABS Anti-Lock Braking System with Automatic Slack Adjusters
Electronic Suspension Control System w/ Self Leveling Feature
Air Disc Brakes on all Wheels
Air Hose for Tire Service
Air line with Quick Connect
Alcoa Aluminum Wheels with Dura-Bright Protection on All Aluminum Wheels
270-amp: Leece-Neville Alternator
Automatic Traction Control (ATC)
Auxiliary 12V Air Compressor
Fuel Filter / Water Separator
Front Axle - IFS (Independent Front Suspension)
Rear Axle Ratio: 4.30:1
Passive Steer Tag Axle with 17 Degree Turn Radius
20,000-lb. Towing Capacity/ 2,000-lb. Hitch Tongue with 7/4-Pin Plug
Michelin Front 365/ 70R 22.5" Rear 315/ 80R 22.5"
3 Year Spartan Scheduled Maintenance Included
No Deductible 24/7 Roadside Assistance First 3 Years

EXTERIOR FEATURES

Foretravel Exclusive Fore-Slide™ Flangeless Pneumatic Seals on All Slide Rooms
Carefree Entry Door Awning
Passenger Side Patio Awnings, Two Carefree Roof Mounted Electric Patio Awnings with LED Lights on Passenger Side
Driver Side Patio Awning Shells, Two Carefree Roof Mounted Patio Awning Shells
Slide-out Topper Awnings - Painted Base Color
Outdoor Entertainment Package in Slide Room
320-Watt Solar Panel Package
Storage Bay:

- Lights in Storage Bay
- Freezer on Slide Out Tray
- Side Hinge Storage Doors with Remote Electric Door Locks

Dual-Pane Tinted and Insulated Windows
Easy View One-Piece Windshield
Electric Executive Entry Step
Cosmolite Roof - One Piece, Stain and UV Resistant
LED Lights:

- Four Docking Lights
- Color Changing Ground Accent Lighting
- Halogen Low Beam Headlights
- Marker Lights

Two Electric Sliding Cargo Trays
Carpeted Storage Bays
Consolidated Electronics Bay
Fog Lights
High Beam Headlamps
Porch Light
Foretravel Projector Courtesy Puddle Logo Light on Bottom of Entry Door
FRP Sub Floor (One-Piece)
Heated/ Remote Chrome Mirrors with LED Turn Signals
Fresh Water Plumbing Supply Manifold
Xtreme-Scheme™ Paint Designs with:

- Paint Protection Below Windshield - Armor Coat
- Full Body Exterior Paint with Multiple Clear Coat Finishes

Roof AC Drains
Trailer Wiring - 7 Pin Connector
Dual Fuel/ DEF Fill Locations (**Newly Increased Fuel Venting for Ease of Filling**)
Utility Station:

- 50 Amp. Shoreline Connection
- Laser Etched Stainless Steel Utility Bay Panels**
- Cable TV Connection
- Electric Utility Reels - Water and Power
- Fresh Water Connection
- Tank Level Monitor Screen**
- 120v Receptacle
- Hot and Cold-Water Faucet
- Soap Dispenser
- Water Pump and Water Fill Controls
- Flush Kit(s)
- Electric Dump Valves**

DASH and COCKPIT FEATURES

Push Button Ignition
15" Digital Valid Dash w/ VDC Control
Dimmable Accent LED Lights below the Dash
Wireless Charger at Passenger Chair
Illuminated Cup Holders
Passenger Magazine Rack with Phone Storage and 120V/ USB Charger Receptacle
Assist Handle
Padded Dash Top
2 Dual USB Charge Receptacles
Battery Boost Switch/ Auto-Charge; Generator Auto Start/ Stop
Cameras: 7 Total

- One Total Vision Motorized Back-Up
- Two Side Mounted Integrated in Mirrors
- Four Perimeter 360 Birds Eye View

Dedicated Driver Monitor Camera Display for All Cameras
Dash AC Fan Controls for Co-Pilot

2022 Foretravel Realm FS605 Specifications

DASH and COCKPIT FEATURES, Continued

Infotainment System:

- GPS, AM, FM, Sirius/XM (Subscription Required) Bluetooth, USB, and iPod Compatibility
- Integrated Cockpit Controls
- Integrated Mobileye display

Passenger Touch Screen Monitor with GPS and Camera Display

Map Lights, Pilot and Co-pilot

Suspended Power Adjustable Throttle and Brake Pedals

Villa 6-Way Power Adjustable Driver Chair with Heat, Cool and Massage Feature **(With Haptic Warning System)**

Villa 6-Way Power Adjustable Residential Co-Pilot Chair, Motorized Footrest with Heat, Cool and Massage Feature

Premiere Steer™ Steering Assist System

Power Tilt and Telescoping Steering Column

Wood Grain Smart Wheel with Radio Controls, Cruise, ICC Controls with **Phone Control Integration**

Electric Windshield/ Privacy Shade and Sunblock

APPLIANCES • ELECTRONICS • LIGHTING • AUDIO-VIDEO

4K 50" LED Smart TV in Livingroom (Front Fold Down, Floorplan Dependent)

4K 65" LED Smart TV (LV2 Floorplan Only)

4K 50" LED Smart TV in Bedroom on lift

4K 43" LED Smart TV Outside in Patio Entertainment Package

1080P 32" LED Above Sofa (Floorplan Dependent)

Silverleaf Total Coach Control System

Touch Pad Behind Drivers Chair for Lighting and Shade Operation

Apple iPad with AV and Multiplex Lighting Control

Wi-Fi Ranger, Converge Model

Consolidated Back Up Controls for Thermostats, Water Pump, Water Fill and RVC Reset

Audio-Video:

HDMI and CAT6 Shielded A/V Cabling

5.1 Surround Sound System in Living Room

Stereo Sound System in Bedroom

Blu-Ray Player

Winegard-Rayzar Automatic Domed HDTV Antenna

Stationary HD Satellite with Component Connection Plate

Consolidated A/V Equipment Between Bunks

Appliances:

Convection Microwave

Residential Refrigerator

Two Burner Induction Cook Top Recessed with Cover

Bosch Stacked Washer/Dryer

Fisher Paykel Dish Drawer

Dimmable Interior LED Lighting:

Under Countertops

Window Trim

Toe Kicks

Entry Door

Floor

Reading Lamps

LED Accent at Toe Kick of Cabinets

INTERIOR LIVABILITY FEATURES

Hand Crafted Wood Cabinetry

Cambria Natural Quartz Countertops

Filtered Ice and Water Dispenser

Electric Floor Heat

Soft Close Pocket Doors (Single Door Only)

Tile Flooring Through-out Coach

Full Flush Floor Front to Rear

120V Outlet with Dual USB Charge Ports in LR and BR

Multiplex Lighting System

Powered Step-Well Cover with Two Switch Locations

Motorized Table (Floorplan Dependent)

Foretravel Professionally Designed Bedding and Throw Pillows

Foretravel Professionally Designed Window Treatment with Electric Day/ Night Shades

Built in Vacuum with Hose Connection

Beveled Mirrors on Medicine Cabinet

Fireplace (Floorplan Dependent)

Soft Close Full Extension Ball Bearing Drawer Tracks

Leather Coverings on Seating Surfaces

Sofa with Integrated Air Bed

Luxury Villa 2 Living Room Seating Options: Theatre Seating, Double Lounge Chaise and Sofa with Motorized Recliners on Each End

KITCHEN

Kitchen Pantry

Kitchen Countertop Extension

Single Bowl Kitchen Sink with Covers

Overhead Cabinet with Pull Out Can Rack and Shelves

BEDROOM

Luxury King Size Mattress

Windows in Bed Slide Sidewall Below the Overhead

2022 Foretravel Realm FS605 Specifications

DASH and COCKPIT FEATURES, Continued

Infotainment System:

- GPS, AM, FM, Sirius/XM (Subscription Required) Bluetooth, USB, and iPod Compatibility
- Integrated Cockpit Controls
- Integrated Mobileye display

Passenger Touch Screen Monitor with GPS and Camera Display

Map Lights, Pilot and Co-pilot

Suspended Power Adjustable Throttle and Brake Pedals

Villa 6-Way Power Adjustable Driver Chair with Heat, Cool and Massage Feature **(With Haptic Warning System)**

Villa 6-Way Power Adjustable Residential Co-Pilot Chair, Motorized Footrest with Heat, Cool and Massage Feature

Premiere Steer™ Steering Assist System

Power Tilt and Telescoping Steering Column

Wood Grain Smart Wheel with Radio Controls, Cruise, ICC Controls with **Phone Control Integration**

Electric Windshield/ Privacy Shade and Sunblock

APPLIANCES • ELECTRONICS • LIGHTING • AUDIO-VIDEO

4K 50" LED Smart TV in Livingroom (Front Fold Down, Floorplan Dependent)

4K 65" LED Smart TV (LV2 Floorplan Only)

4K 50" LED Smart TV in Bedroom on lift

4K 43" LED Smart TV Outside in Patio Entertainment Package

1080P 32" LED Above Sofa (Floorplan Dependent)

Silverleaf Total Coach Control System

Touch Pad Behind Drivers Chair for Lighting and Shade Operation

Apple iPad with AV and Multiplex Lighting Control

Wi-Fi Ranger, Converge Model

Consolidated Back Up Controls for Thermostats, Water Pump, Water Fill and RVC Reset

Audio-Video:

HDMI and CAT6 Shielded A/V Cabling

5.1 Surround Sound System in Living Room

Stereo Sound System in Bedroom

Blu-Ray Player

Winegard-Rayzar Automatic Domed HDTV Antenna

Stationary HD Satellite with Component Connection Plate

Consolidated A/V Equipment Between Bunks

Appliances:

Convection Microwave

Residential Refrigerator

Two Burner Induction Cook Top Recessed with Cover

Bosch Stacked Washer/Dryer

Fisher Paykel Dish Drawer

Dimmable Interior LED Lighting:

Under Countertops

Window Trim

Toe Kicks

Entry Door

Floor

Reading Lamps

LED Accent at Toe Kick of Cabinets

INTERIOR LIVABILITY FEATURES

Hand Crafted Wood Cabinetry

Cambria Natural Quartz Countertops

Filtered Ice and Water Dispenser

Electric Floor Heat

Soft Close Pocket Doors (Single Door Only)

Tile Flooring Through-out Coach

Full Flush Floor Front to Rear

120V Outlet with Dual USB Charge Ports in LR and BR

Multiplex Lighting System

Powered Step-Well Cover with Two Switch Locations

Motorized Table (Floorplan Dependent)

Foretravel Professionally Designed Bedding and Throw Pillows

Foretravel Professionally Designed Window Treatment with Electric Day/ Night Shades

Built in Vacuum with Hose Connection

Beveled Mirrors on Medicine Cabinet

Fireplace (Floorplan Dependent)

Soft Close Full Extension Ball Bearing Drawer Tracks

Leather Coverings on Seating Surfaces

Sofa with Integrated Air Bed

Luxury Villa 2 Living Room Seating Options: Theatre Seating, Double Lounge Chaise and Sofa with Motorized Recliners on Each End

KITCHEN

Kitchen Pantry

Kitchen Countertop Extension

Single Bowl Kitchen Sink with Covers

Overhead Cabinet with Pull Out Can Rack and Shelves

BEDROOM

Luxury King Size Mattress

Windows in Bed Slide Sidewall Below the Overhead

2022 Foretravel Realm FS605 Specifications

BATH • SHOWER

Reversible Variable Speed Electric Exhaust Fan in Bath and Toilet Room with Auto Rain Sensor
Body Sprayer in Shower
Built-in Shower Bench
Showermiser Hot Water Recirculation System
Massaging Spa (Floor Plan Dependent)

HEATING • COOLING • ELECTRICAL

Onan 12.5 Kw Diesel Generator in Quiet Box
Aqua-Hot Hydronic Heating 450D (Floorplan Dependent)
12-Volt Battery Disconnect
Dual 3000-Watt Xantrex Inverter/Charger
50-Amp Shoreline Connection
Air-Conditioning and Heating with Offset Returns for Superior Quiet Operation
Air-Conditioning, Ducted with 3 Roof Airls 15,000 BTU's with Heat Pumps
Auto Temp. Start for Generator
Low-Battery Auto-Start for Generator
Six 4D House Batteries/ Two Engine Batteries, Group 31 with 950 CCA- Each
50-Amp Automatic Transfer Switch with Integrated Surge Suppression
Gold Heat Floor Tile Heating System (3 Zones with Scheduling Capability)

SAFETY FEATURES

All Coaches Built to RVIA Specifications

Rear Escape Door **with Integrated Ladder**

Spartan Advanced Protection System:

- Collision Mitigation with Adaptive Cruise Control and Active Braking
- Electronic Stability Control Automatically Brakes Individual Coach Wheels to Help Drivers Maintain Control During Extreme Steering Maneuvers.
- Automatic Traction Control (ATC)
- Spartan Safe Haul™ The Industry's Only Chassis Integrated Air Braking System for Tow Vehicles to Supply Optimal Braking Performance.

Lights:

- Auto Headlights
- Illuminated Entry-Door Assist Handle
- Daytime Running Lights

Tires:

- Tyron® Bead-Lock Tire Blowout Protection (Front Tires)
- Valor TPMS Tire Pressure Monitoring System with Display Integrated on Digital Dash

Fire and Carbon Monoxide:

- Fog-Maker Engine Fire Suppression System
- Rear Exit Door
- Fire Extinguishers
- Carbon Monoxide Detector
- Smoke Detector

Cameras (7 Total):

- Bird's Eye View 360 Camera System
- Total Vision Back-Up Camera
- Integrated on Side Mirrors

Mobile Eye Collision Avoidance and Lane Departure Technology with Intelligent High Beam Control

Cameras Displayed on Passenger Monitor

Haptic Warning System on Driver Chair

Three GFI Protected Circuits

Electronic Safe

Security System with Keyless Entry

Electric Storage Door Locks

Back-up Alarm 107 decibels

CSA Approved / Transport Canada Approved

CAPACITIES AND MEASUREMENTS

Fresh Water	127 Gallons
Gray Water Tank	115 Gallons
Black Water Tank	56 Gallons
Fuel Tank	200 Gallons
DEF Tank	15 Gallons
Interior Height	84" / 87" in Recesses
Exterior Height	13'2" - Top of Roof A/C's
Wheelbase	316"

CHASSIS RATINGS

GVWR:	54,000 lb.
Front GAWR:	20,000 lb.
Rear GAWR:	20,000 lb.
Tag GAWR:	14,000 lb.
GCWR:	74,000 lb.

2022 Foretravel Realm FS605 Specifications

BATH • SHOWER

Reversible Variable Speed Electric Exhaust Fan in Bath and Toilet Room with Auto Rain Sensor
Body Sprayer in Shower
Built-in Shower Bench
Showermiser Hot Water Recirculation System
Massaging Spa (Floor Plan Dependent)

HEATING • COOLING • ELECTRICAL

Onan 12.5 Kw Diesel Generator in Quiet Box
Aqua-Hot Hydronic Heating 450D (Floorplan Dependent)
12-Volt Battery Disconnect
Dual 3000-Watt Xantrex Inverter/Charger
50-Amp Shoreline Connection
Air-Conditioning and Heating with Offset Returns for Superior Quiet Operation
Air-Conditioning, Ducted with 3 Roof A/C's 15,000 BTU's with Heat Pumps
Auto Temp. Start for Generator
Low-Battery Auto-Start for Generator
Six 4D House Batteries/ Two Engine Batteries, Group 31 with 950 CCA- Each
50-Amp Automatic Transfer Switch with Integrated Surge Suppression
Gold Heat Floor Tile Heating System (3 Zones with Scheduling Capability)

SAFETY FEATURES

All Coaches Built to RVIA Specifications
Rear Escape Door **with Integrated Ladder**
Spartan Advanced Protection System:

- Collision Mitigation with Adaptive Cruise Control and Active Braking
- Electronic Stability Control Automatically Brakes Individual Coach Wheels to Help Drivers Maintain Control During Extreme Steering Maneuvers.
- Automatic Traction Control (ATC)
- Spartan Safe Haul™ The Industry's Only Chassis Integrated Air Braking System for Tow Vehicles to Supply Optimal Braking Performance.

Lights:

- Auto Headlights
- Illuminated Entry-Door Assist Handle
- Daytime Running Lights

Tires:

- Tyron® Bead-Lock Tire Blowout Protection (Front Tires)
- Valor TPMS Tire Pressure Monitoring System with Display Integrated on Digital Dash

Fire and Carbon Monoxide:

- Fog-Maker Engine Fire Suppression System
- Rear Exit Door
- Fire Extinguishers
- Carbon Monoxide Detector
- Smoke Detector

Cameras (7 Total):

- Bird's Eye View 360 Camera System
- Total Vision Back-Up Camera
- Integrated on Side Mirrors

Mobile Eye Collision Avoidance and Lane Departure Technology with Intelligent High Beam Control
Cameras Displayed on Passenger Monitor
Haptic Warning System on Driver Chair
Three GFI Protected Circuits
Electronic Safe
Security System with Keyless Entry
Electric Storage Door Locks
Back-up Alarm 107 decibels
CSA Approved / Transport Canada Approved

CAPACITIES AND MEASUREMENTS

Fresh Water	127 Gallons
Gray Water Tank	115 Gallons
Black Water Tank	56 Gallons
Fuel Tank	200 Gallons
DEF Tank	15 Gallons
Interior Height	84" / 87" in Recesses
Exterior Height	13'2" - Top of Roof A/C's
Wheelbase	316"

CHASSIS RATINGS

GVWR:	54,000 lb.
Front GAWR:	20,000 lb.
Rear GAWR:	20,000 lb.
Tag GAWR:	14,000 lb.
GCWR:	74,000 lb.

2022 Foretravel Realm FS605 Specifications

WARRANTY

Coach:	2 Year/24,000 Miles
Chassis:	5 Year/75,000 Miles
Engine:	5 Year/100,000 Miles
Transmission:	5 Year/200,000 Miles
Chassis Frame & Cross Members	20 Year Transferable

OPTIONS

Five Professionally Designed Interior Selections with Three Custom Wood Cabinetry Options (Natural Walnut, African Mahogany and Polished Stone)
Eight Xtreme Scheme Exterior Color Selections
Six Spacious Engineered Floor Plan Selections all with Four Foretravel Exclusive Fore-Slides Technology
Outside Stainless Steel Trim Package (**New Black Stainless Option Available**)
Ottoman with Integrated Cup Holder
Head Hunter Mach 5 120V Water Pump (Bunk Floorplan Only)
Aqua Hot Hydronic Heating 600D (Bunk Floorplan Only)
LG Combination Washer / Dryer (Bunk Floorplan Only)

The REALM FS605 is manufactured by the iconic coach company Foretravel, which has been in business since 1967. A Foretravel owner can expect to find nothing short of excellence. Foretravel's commitment goes beyond words and is exemplified by the fact that they back their words up in writing with a 2 year or 24,000 mile limited warranty instead of the one year limited warranty offered by the competition.



*Construction highlights, features & options are subject to change without notice and some standard features do not apply to all production units and/or floor plans. All weights and measurements are approximate and may change without notice. *All warranties are subject to exclusions & limitations; contact manufacturers for complete details. *Maintenance program valid through network of authorized Spartan service facilities only. Contact Spartan for complete details and coverage information. Verify before purchase. The information contained in this brochure is believed to be accurate at the time of publication. However, during the model year, it may be necessary to make revisions and Foretravel reserves the right to make all such changes without notice, including prices, colors, materials, tile, equipment and specifications.

2022 Foretravel Realm FS605 Specifications

WARRANTY

Coach:	2 Year/24,000 Miles
Chassis:	5 Year/75,000 Miles
Engine:	5 Year/100,000 Miles
Transmission:	5 Year/200,000 Miles
Chassis Frame & Cross Members	20 Year Transferable

OPTIONS

Five Professionally Designed Interior Selections with Three Custom Wood Cabinetry Options (Natural Walnut, African Mahogany and Polished Stone)
Eight Xtreme Scheme Exterior Color Selections
Six Spacious Engineered Floor Plan Selections all with Four Foretravel Exclusive Fore-Slides Technology
Outside Stainless Steel Trim Package (**New Black Stainless Option Available**)
Ottoman with Integrated Cup Holder
Head Hunter Mach 5 120V Water Pump (Bunk Floorplan Only)
Aqua Hot Hydronic Heating 600D (Bunk Floorplan Only)
LG Combination Washer / Dryer (Bunk Floorplan Only)

The REALM FS605 is manufactured by the iconic coach company Foretravel, which has been in business since 1967. A Foretravel owner can expect to find nothing short of excellence. Foretravel's commitment goes beyond words and is exemplified by the fact that they back their words up in writing with a 2 year or 24,000 mile limited warranty instead of the one year limited warranty offered by the competition.



*Construction highlights, features & options are subject to change without notice and some standard features do not apply to all production units and or floor plans. All weights and measurements are approximate and may change without notice. *All warranties are subject to exclusions & limitations; contact manufacturers for complete details. *Maintenance program valid through network of authorized Spartan service facilities only. Contact Spartan for complete details and coverage information. Verify before purchase. The information contained in this brochure is believed to be accurate at the time of publication. However, during the model year, it may be necessary to make revisions and Foretravel reserves the right to make all such changes without notice, including prices, colors, materials, tile, equipment and specifications.

Spartan PremierCare Plan



Freedom To Roam. Worry-Free.

Now one of the most reliable chassis on the market has a maintenance plan to match. PremierCare is a worry-free guarantee for up to the first three years* of ownership. Owners can enjoy scheduled maintenance, roadside assistance, and hundreds of North American service centers. The Spartan PremierCare plan covers routine maintenance services, which protect your chassis, and can be performed with an annual visit to a Spartan authorized service center. Travel with confidence knowing all service and maintenance needs will be performed by a trained professional.



FORETRAVEL



Nationwide Foretravel & Spartan Service Network

Feel free to explore anywhere — with service centers throughout the U.S. and Canada, Foretravel and Spartan are always close by. We believe the premier chassis deserves a premier maintenance plan.



RV Retailer Dealerships



Foretravel Motorcoach (Nacogdoches, TX)



Spartan Service Facilities



Foretravel Authorized & Customer Recommended Service Facilities

*Restrictions apply, see dealer for details

Spartan PremierCare Plan



Freedom To Roam. Worry-Free.

Now one of the most reliable chassis on the market has a maintenance plan to match. PremierCare is a worry-free guarantee for up to the first three years* of ownership. Owners can enjoy scheduled maintenance, roadside assistance, and hundreds of North American service centers. The Spartan PremierCare plan covers routine maintenance services, which protect your chassis, and can be performed with an annual visit to a Spartan authorized service center. Travel with confidence knowing all service and maintenance needs will be performed by a trained professional.







FORETRAVEL



Nationwide Foretravel & Spartan Service Network

Feel free to explore anywhere — with service centers throughout the U.S. and Canada, Foretravel and Spartan are always close by. We believe the premier chassis deserves a premier maintenance plan.



-  RV Retailer Dealerships
-  Foretravel Motorcoach (Nacogdoches, TX)
-  Spartan Service Facilities
-  Foretravel Authorized & Customer Recommended Service Facilities

*Restrictions apply, see dealer for details



COMPLIMENTARY PREMIERCARE PLAN[®]

EXCLUSIVE TO THE REALM FS605 - SPARTAN K4605 CHASSIS

12 Month Maintenance

Air Filter
Check Ride Height
Engine Oil & Filter Change
Fuel Filter Primary
Fuel Filter Secondary
Inspect & Clean Cooling Package
Inspect and Clean Battery Connections
Lube Chassis & Fan Drive
Refresh Hub Fluid
Replace Fan Gear Box Fluid
Replace Rear Differential Fluid
Torque U-Bolts

24 Month Maintenance

Air Filter
Check Ride Height
Engine Oil & Filter Change
Fuel Filter Primary
Fuel Filter Secondary
Inspect & Clean Cooling Package
Inspect and Clean Battery Connections
Lube Chassis & Fan Drive
Refresh Hub Fluid
Replace Fan Gear Box Fluid
Replace Rear Differential Fluid
Torque U-Bolts
Crankcase Filter 150,000 miles or 2 Years
DEF Filter 200,000 miles or 2 Years
Replace Air Dryer Filter
Replace Coolant Filter

36 Month Maintenance

Air Filter
Check Ride Height
Engine Oil & Filter Change
Fuel Filter Primary
Fuel Filter Secondary
Inspect & Clean Cooling Package
Inspect and Clean Battery Connections
Lube Chassis & Fan Drive
Refresh Hub Fluid
Replace Fan Gear Box Fluid
Replace Rear Differential Fluid
Torque U-Bolts
Crankcase Filter 150,000 miles or 2 Years
DEF Filter 200,000 miles or 2 Years
Replace Air Dryer Filter
Replace Coolant Filter
Add ELC Coolant Extender & Check ELC Coolant Condition

**THREE
YEARS
OR
50,000
MILES**

REALM FS605

*Maintenance must be completed at a Certified Spartan facility.
Plan items subject to change per Spartan requirements.
For complete details contact Spartan Chassis.



COMPLIMENTARY PREMIERCARE PLAN[®]

EXCLUSIVE TO THE REALM FS605 - SPARTAN K4605 CHASSIS

12 Month Maintenance

Air Filter
Check Ride Height
Engine Oil & Filter Change
Fuel Filter Primary
Fuel Filter Secondary
Inspect & Clean Cooling Package
Inspect and Clean Battery Connections
Lube Chassis & Fan Drive
Refresh Hub Fluid
Replace Fan Gear Box Fluid
Replace Rear Differential Fluid
Torque U-Bolts

24 Month Maintenance

Air Filter
Check Ride Height
Engine Oil & Filter Change
Fuel Filter Primary
Fuel Filter Secondary
Inspect & Clean Cooling Package
Inspect and Clean Battery Connections
Lube Chassis & Fan Drive
Refresh Hub Fluid
Replace Fan Gear Box Fluid
Replace Rear Differential Fluid
Torque U-Bolts
Crankcase Filter 150,000 miles or 2 Years
DEF Filter 200,000 miles or 2 Years
Replace Air Dryer Filter
Replace Coolant Filter

36 Month Maintenance

Air Filter
Check Ride Height
Engine Oil & Filter Change
Fuel Filter Primary
Fuel Filter Secondary
Inspect & Clean Cooling Package
Inspect and Clean Battery Connections
Lube Chassis & Fan Drive
Refresh Hub Fluid
Replace Fan Gear Box Fluid
Replace Rear Differential Fluid
Torque U-Bolts
Crankcase Filter 150,000 miles or 2 Years
DEF Filter 200,000 miles or 2 Years
Replace Air Dryer Filter
Replace Coolant Filter
Add ELC Coolant Extender & Check ELC Coolant Condition

**THREE
YEARS
OR
50,000
MILES**

REALM FS605

*Maintenance must be completed at a Certified Spartan facility.
Plan items subject to change per Spartan requirements.
For complete details contact Spartan Chassis.



FORETRAVEL



Your Kingdom Awaits...



FORETRAVEL

Your Kingdom Awaits...