

Table of Contents

1985 Foretravel Specifications	3
<i>Brochures</i>	3
<i>Photos</i>	4
Specifications	9
1985 Foretravel 3300	9
Models & Codes	9
Features	10
WEIGHTS/RATINGS	10
AUTOMOTIVE	10
LIVABILITY	11
ELECTRICAL	12
SAFETY	12
HEATING/COOLING	12
CONVENIENCE	12
1985 Foretravel 3350	13
Models & Codes	13
Features	13
WEIGHTS/RATINGS	13
AUTOMOTIVE	14
LIVABILITY	14
ELECTRICAL	15
SAFETY	16
HEATING/COOLING	16
CONVENIENCE	16
1985 Foretravel 3500-4000 ORED	17
Models & Codes	17
Features	17
WEIGHTS/RATINGS	17
AUTOMOTIVE	17
LIVABILITY	18
ELECTRICAL	19
SAFETY	19
HEATING/COOLING	20
CONVENIENCE	20
1985 Travco 3200 - 3500	21
Models & Codes	21
Features	21
WEIGHTS/RATINGS	21
AUTOMOTIVE	21
LIVABILITY	22
HEATING/COOLING	23
ELECTRICAL	23
SAFETY	23
CONVENIENCE	24
1985 Travco 3500 ORED	24
Models & Codes	24
Features	24
WEIGHTS/RATINGS	24
AUTOMOTIVE	25
LIVABILITY	25

HEATING/COOLING	26
ELECTRICAL	27
SAFETY	27
CONVENIENCE	27

1985 Foretravel Specifications

Specifications, Brochures, Floor Plans & Photos: 3300, 3350, 3500/3800/4000 ORED, Travco 3200/3500, Travco 3500 ORED

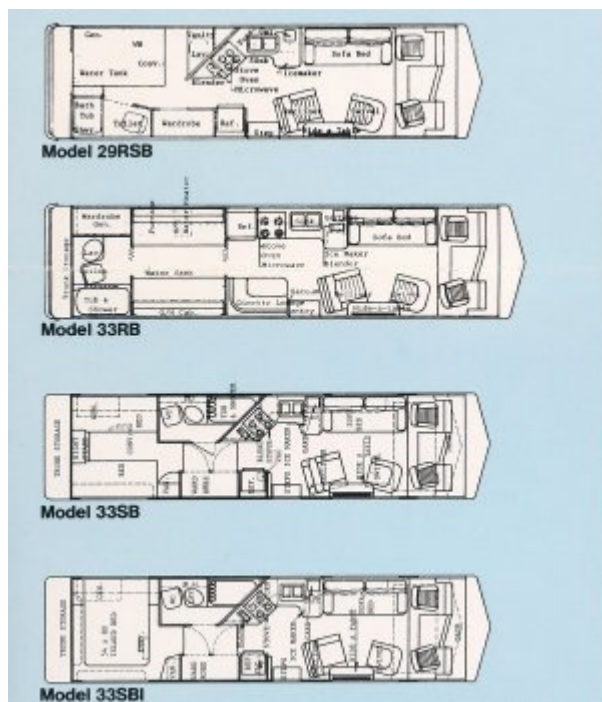
- [1985 Foretravel 3300](#)
- [1985 Foretravel 3350](#)
- [1985 Foretravel 3500/3800/4000 ORED](#)
- [1985 Travco 3200 - 3500](#)
- [1985 Travco 3500 ORED](#)

Brochures

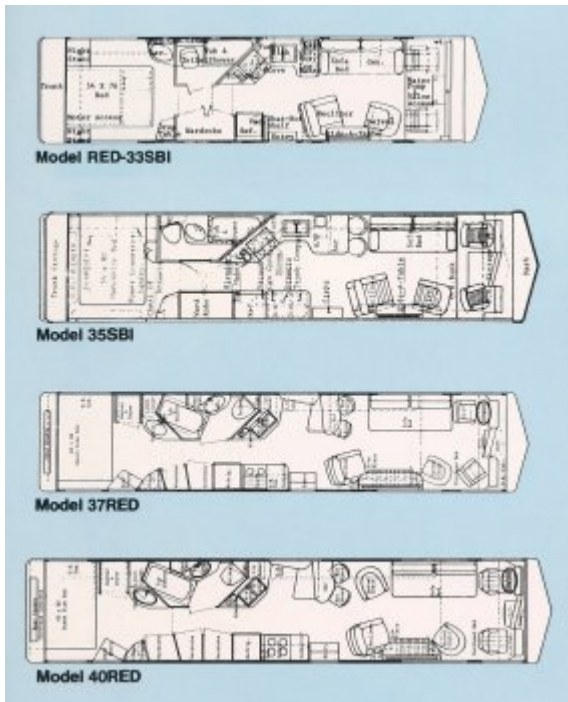


- 1-1/2" tubular steel frame for safety
- Choice of diesel or gasoline power
- Real wood paneling for distinctive decor
- Luxuriously upholstered reclining chair for relaxing
- Large capacity holding tanks for water, fuel, and waste
- Commercial or custom designs available

- [40' Foretravel Featured in Motorhome Magazine](#)



[1985 Floor Plans](#)



1985 Floor Plans

Photos



1985 35' ORED



1985 38' Oshkosh Poster



1985 3200



1985 ORED




1985 35SB Oshosh Poster



1985 Front



1985 Poster



1985 Interior



1985 Interior



1985 Interior



1985 Side

Specifications

1985 Foretravel 3300

Models & Codes

MODEL NO	WHEEL BASE	RETAIL
Foretravel 3300SB	208	\$92,345
Foretravel 3300SBI	208	\$92,345
Foretravel 3300RB	208	\$95,345
Foretravel 3300FED	208	\$105,395
Foretravel 3300REG	228	\$94,345

CODE	DESCRIPTION
SB	SIDE BATH
RB	REAR BATH
SBI	SIDE BATH ISLAND BED
FED	FRONT ENGINE DIESEL
RED	REAR ENGINE DIESEL

Features

WEIGHTS/RATINGS

WEIGHTS/RATINGS

- Fresh water capacity: 70 gal. (68 gal. RED)
- Gray water capacity: 55 gal. (44 gal. RED)
- Waste water capacity: 40 gal.
- Fuel tank capacity: 100 gal.
- LP tank capacity: 193 lb. (100 lb. non Diesel)
- Interior Height: 77"
- Wheelbase: 208" / 228" (3300REG)
- Available Lengths: 33'

AUTOMOTIVE

AUTOMOTIVE

- Large V8 engine
- Heavy duty transmission
- Padded automotive-type dash with swing-up top for easy service
- Padded sun visors
- Transmission oil cooler
- Inside rear view mirror
- Heavy duty radiator
- Radiator water recovery system
- 200 Amp. hour battery-coach
- Maintenance free battery on engine
- Battery isolator
- 100 Gal. fuel
- Power disc brakes
- Power steering
- Dual wipers & washers
- Tinted glass

- Bus type windows
- Wheel covers with retainers
- Cruise control
- Stainless steel bumpers
- 2" square receiver hitch
- Large trunk storage
- Halogen hi-beam headlights
- Electronic instrument cluster

LIVABILITY

LIVABILITY

- All wood drawers on ball bearing glides
- Porch & entry lights
- Cedar lined closet
- Real wood paneling
- Deluxe carpet & pad
- Dometic AES ref/freezer
- 4 burner cooktop with gas oven below
- Eye level microwave/ convection oven
- Digital clock
- Tub & shower
- Flexsteel recliner & swivel chair
- Flexsteel sofa
- Electronic AM / FM / cassette with seek & scan
- 40 channel CB radio
- Ice maker
- Food blender
- TV antenna with 2 jacks
- Exterior cable TV hookup
- Built-in vacuum cleaner
- Motor-aid water heater with electronic ignition
- Laundry chute with removable bag except REG
- Fiberglass sidewalls
- Automatic step
- Pilot & co-pilot fans
- 90 3/8" interior width
- 77" interior height
- Flexsteel reclining pilot & co-pilot seats
- Glove box
- Automatic closet lights
- Power ceiling vent in bath area
- 1 1/2" block styrofoam insulation
- Digital alarm clock in bedroom
- Walnut molding on kitchen counter
- Generator switch in bedroom
- Fluorescent lighting throughout
- Built-in color TV
- Water pump switch in bath
- Grab bar in bathtub

- Roof mounted Kool-o-matic with thermostat

ELECTRICAL

ELECTRICAL

- 110 vac automatic changeover
- 75 Amp. converter charger
- 6.5 K.W. Onan
- 50 Amp. shoreline
- Master battery disconnect switch

SAFETY

SAFETY

- Steel chassis
- Steel cage
- Entry door hand rail
- Emergency exits at side windows
- Large outside mirrors with wide angle vision
- Seat belts
- Emergency flashers
- Tinted safety glass
- Fire extinguisher
- Warning triangle kit
- Back-up lights
- Smoke detector

HEATING/COOLING

HEATING/COOLING

- 40,000 BTU auto heat/def.
- 16,000 BTU auto A/C
- 32,000 BTU ducted furnace with electronic ignition
- 14,500 BTU furnace with electronic ignition
- (2) 13,500 Roof A/C with heat strips

CONVENIENCE

CONVENIENCE

- 70 Gallon water capacity
- 55 & 44 Gallon waste tanks
- 100 lb. LPG tank

- LPG access door
- Electronic systems monitor
- Large exterior storage
- Large interior storage
- Rack & ladder
- Exterior 110 VAC outlet

DIESEL MODELS

- 193 lb. LPG tank
- LPG powered generator
- Full Instrumentation

DINETTE MODEL

- Two Flexsteel swivel chairs
- Four seater convertible dinette

REAR ENGINE GAS MODEL

- (2) 44 gallon waste tanks
- 68 gallon water capacity

1985 Foretravel 3350

Models & Codes

MODEL NO	WHEEL BASE	RETAIL
Foretravel 3500SB Tag Axle	208	\$106,900.
Foretravel 3500SBI Tag Axle	208	\$106,900.
Foretravel 3500RB Tag Axle	208	\$106,900.
Foretravel 3500FED Tag Axle	208	\$106,900.
Foretravel 3500REG Tag Axle	208	\$127,900.

Features

WEIGHTS/RATINGS

WEIGHTS/RATINGS

- Fresh water capacity: 70 gal.
- Gray water capacity: 55 gal.
- Waste water capacity: 44 gal.
- Fuel tank capacity: 100 gal.
- LP tank capacity: 193 lb. (100 lb. non Diesel)
- Interior Height: 77"
- Wheelbase: 208"
- Available Lengths: 35'

AUTOMOTIVE

AUTOMOTIVE

- Heavy Duty Chassis
- Large V8 engine
- Tandem-Air third axle
- Heavy duty transmission
- Heavy duty radiator
- Radiator water recovery system
- Tinted glass
- Padded automotive-type dash with swing-up top for easy service
- Inside rearview mirror
- Padded sun visors
- Transmission oil cooler
- Wheel covers with retainers
- Dual wipers & washers
- 200 Amp. hour battery-coach
- Maintenance free battery on engine
- Battery isolator
- Large trunk storage
- Trunk Light
- Cruise control
- 100 Gal. fuel
- Dual electric air horns
- Front and rear stainless steel bumpers
- 2" square receiver hitch
- Bus type windows
- Power steering
- Power disc brakes
- Dry air cleaner
- Halogen hi-beam headlights
- Electronic instrument cluster

LIVABILITY

LIVABILITY

- All wood drawers on ball bearing glides
- Laundry chute with removable bag
- King size bath, shower and tub combination
- 60 X 80 Queen-size bed - SBI
- 36 X 76 Beds - RB & SB
- Lighted vanity with mirror
- Power ceiling vent in bath area
- Automatic closet lights
- Deluxe carpet & pad
- Wardrobe dressing mirror
- Automatic vacuum step
- Full screen door

- Porch & entry lights
- Console Table
- Floor level night lights
- Ice maker
- Flexsteel sofa
- Built-in bar with stools and brass foot rail
- Electronic AM / FM / cassette with seek & scan
- 40 channel CB radio
- Flexsteel reclining pilot & co-pilot seats
- Flexsteel recliner & swivel chair
- Cedar lined double wardrobe closet
- Dometic 1303 AES ref/freezer
- Motor-aid water heater with electronic ignition
- Eye level microwave/ convection oven
- Food blender
- Double stainless steel sinks
- TV antenna with 2 jacks
- Exterior cable TV hookup
- Built-in vacuum cleaner
- Water purifier
- Trash compactor
- Real wood paneling
- 4 burner cooktop
- Fiberglass sidewalls
- Aluminum underskirt
- Digital clock
- Large Storage cabinets
- Dead bolt lock
- Walnut molding on kitchen counter
- Generator switch in bedroom
- Digital alarm clock in bedroom
- Fluorescent lighting throughout
- Slide out pantry
- Built-in color TV
- Water pump switch in bath
- Grab bar in bathtub
- Roof mounted Kool-o-matic with thermostat

ELECTRICAL

ELECTRICAL

- 70 Amp. converter charger
- 6.5 K.W. Onan
- 110 vac automatic changeover
- 50 Amp. shoreline
- Master battery disconnect switch

SAFETY

SAFETY

- Steel chassis
- Steel cage
- Tinted safety glass
- Entry door hand rail
- Emergency exits at side windows
- Self canceling directional signal lights
- Fire extinguisher
- Flare kit
- 1 1/2" block styrofoam insulation
- Seat belts
- Emergency flashers
- Back-up lights
- Park Lights
- Large outside mirrors with wide angle vision
- Smoke detector

HEATING/COOLING

HEATING/COOLING

- 40,000 BTU auto heat/def.
- 16,000 BTU auto A/C
- 32,000 BTU ducted furnace with electronic ignition
- 14,500 BTU furnace with electronic ignition
- (2) 13,500 Roof A/ C with heat strips

CONVENIENCE

CONVENIENCE

- Pilot and co pilot fans
- Large exterior storage
- Large interior storage
- 55 & 44 Gallon waste tanks
- Conveniently located dump hose in sanitary carrier
- 100 lb. LPG tank
- LPG access door
- Roof mounted Rack & ladder
- Electronic systems monitor
- 70 Gallon water capacity
- Map lights for pilot and co pilot
- 90 3/8" interior width
- 77" interior height
- Remote spot / flood light

- Glove Box
- Dual electric trumpet horns
- Exterior 110 VAC outlet

DIESEL MODELS

- 193 lb. LPG tank
- LPG powered generator
- Full Instrumentation

DINETTE MODEL

- No trash compactor
- Four seater convertible dinette

1985 Foretravel 3500-4000 ORED

Models & Codes

MODEL NO	WHEEL BASE	RETAIL
Foretravel 3500 ORED	228	\$161,500
Foretravel 3800 ORED	252	\$171,500
Foretravel 4000 ORED	276	\$185,500

Features

WEIGHTS/RATINGS

WEIGHTS/RATINGS

- Fresh water capacity: 88 gal.
- Gray water capacity: 44 gal.
- Waste water capacity: 44 gal.
- Fuel tank capacity: 150 gal.
- LP tank capacity: 300 lb.
- Interior Height: 77"
- Exterior Height: 10' 7"
- Wheelbase: 228" (35') / 252" (38') / 276" (40')
- Available Lengths: 35', 38', 40'
- Front GAWR: 9,000 lbs.
- Rear GAWR: 16,880 lbs.
- GVWR: 25,880 lbs.

AUTOMOTIVE

AUTOMOTIVE

- Oshkosh V-917 25,880 GVW Chassis

- Caterpillar or Detroit engine available
- Allison MT 643 transmission
- Heavy duty radiator
- Tinted Glass
- Padded automotive-type dash with swing-up top for easy service
- Full Instrumentation
- Engine Coolant Heater 110 V
- Padded sun visors
- Transmission oil cooler
- Dual electric wipers & washers
- 2 - 200 Amp. hour battery-coach
- Battery isolator
- Engine Compartment Light
- Bendix air cruise control
- Bendix Air Throttle
- 150 Gal. fuel
- Stainless steel bumpers
- 2" square receiver hitch
- Bus type windows
- Power steering
- Air Brakes
- Air Ride Suspension
- One Piece Aluminum Wheels
- Dry Air Cleaner
- 9R 22.5 Michelin Tires (Tubeless)
- Heavy Duty Alternator
- Halogen hi-beam headlights
- Air hose for tire service

LIVABILITY

LIVABILITY

- All wood drawers on ball bearing glides
- King Size Bath, shower and Tub combination
- 60 X 80 Queen Size Bed
- Lighted vanity with mirror
- Power ceiling vent in bath area
- Automatic closet lights
- Deluxe carpet and pad
- Automatic step
- Full screen door
- Porch & entry lights
- Floor level night lights
- Ice maker
- Flexsteel sofa
- Electronic AM / FM / cassette with seek & scan
- 40 channel CB radio
- Built-in color TV
- Flexsteel reclining pilot & co-pilot seats
- Flexsteel recliner & swivel chair

- Cedar lined closet
- Dometic AES ref/freezer
- Motor-aid water heater with electronic ignition
- Eye level microwave/ convection oven
- Food blender
- Double stainless steel sink
- TV antenna with 2 jacks
- Exterior cable TV hookup
- Built-in vacuum cleaner
- Water purifier
- Trash compactor
- Real wood paneling
- 4 burner cooktop
- Fiberglass sidewalls
- Aluminum underskin
- Digital clock
- Large storage cabinets
- 1 1/2" block styrofoam insulation
- Dead bolt lock
- 2 wardrobe dressing mirrors
- Built-in bar with brass foot rail
- Slide-out pantry
- 8 way electric driver seat base
- Generator switch in bedroom
- Digital alarm clock in bedroom
- Fluorescent lighting throughout
- Water pump switch in bath
- Grab bar in bathtub
- Roof mounted Kool-o-matic with thermostat
- Lavatory drawer

ELECTRICAL

ELECTRICAL

- 70 Amp. converter charger
- 6.5 K.W. Onan
- 110 volt automatic changeover
- 50 Amp. shoreline
- 110 voltmeter and polarity meter
- Master battery disconnect switch

SAFETY

SAFETY

- Steel chassis
- Steel cage
- Tinted safety glass

- Entry door hand rail
- Emergency exits at side windows
- Self-canceling directional signal lights
- Fire extinguisher
- Flare kit
- Seat belts
- Emergency flashers
- Back-up lights
- Park Lights
- Large outside mirrors with wide angle vision
- Halogen Fog Lights
- Built-in back up monitor
- Back-up beeper
- Smoke detector

HEATING/COOLING

HEATING/COOLING

- 40,000 BTU auto heat/def.
- 16,000 BTU auto A/C
- 32,000 BTU ducted furnace with electronic ignition
- 14,500 BTU furnace with electronic ignition
- (2) 13,500 Roof A/ C with heat strips

CONVENIENCE

CONVENIENCE

- Driver and passenger fans
- Large exterior storage
- Large interior storage
- 2 - 44 gal waste tanks
- Conveniently located dump hose in sanitary carrier
- 300 lb. LPG Tank
- LPG access door
- Ladder and roof mounted rack
- Electronic systems monitor
- 88 Gallon water capacity
- Map lights for pilot and co-pilot
- 90 3/8" interior width
- 77" interior height
- Glove box
- Remote Spot / Flood light
- Dual Air Horns
- Door Bell
- Large Roof Pod
- Exterior 110VAC outlet
- Telephone jack

1985 Travco 3200 - 3500

Models & Codes

MODEL NO	WHEEL BASE	RETAIL
Travco 3200SB	208	\$92,345
Travco 3200SBI	208	\$92,345
Travco 3200RB	208	\$92,345
Travco 3500SB	208	\$113,900
Travco 3500SBI	208	\$113,900
Travco 3200FED	208	\$105,395
Travco 3500FED	208	\$134,900

Travco ¹⁾ Model number denotes Length

CODE	DESCRIPTION
SB	SIDE BATH
RB	REAR BATH
RSB	REAR SPLIT BATH
SBI	SIDE BATH INLAND BED
SBV	SIDE BATH VANITY
RED	REAR ENGINE DIESEL
ORED	OSHKOSH REAR ENGINE DIESEL

Features

WEIGHTS/RATINGS

WEIGHTS/RATINGS

- Fresh water capacity: 70 gal.
- Gray water capacity: 44 gal.
- Waste water capacity: 39 gal.
- Fuel tank capacity: 100 gal.
- LP tank capacity: 100 lb. / 193 lb. (Diesel)
- Interior Height: 77"
- Wheelbase: 208"
- Available Lengths: 32', 35'

AUTOMOTIVE

AUTOMOTIVE

- Large V8 engine
- Heavy duty transmission
- Padded automotive-type dash with swing-up top for easy service
- Padded sun visors
- Transmission oil cooler

- Inside rearview mirror
- Heavy duty radiator
- Radiator water recovery system
- 200 Amp. hour battery-coach
- Maintenance free battery on engine
- Battery isolator
- 100 Gal. fuel
- Power disc brakes
- Power steering
- Dual wipers & washers
- Tinted glass
- Bus type windows
- Wheel covers with retainers
- Cruise control
- Stainless steel bumpers
- 2" square receiver hitch
- Halogen hi-beam headlights
- Electronic instrument cluster

LIVABILITY

LIVABILITY

- Real wood paneling
- All wood drawers on ball bearing glides
- Porch & entry lights
- Deluxe carpet & pad
- Dometic AES ref/freezer
- 4 burner cooktop with gas oven below
- Eye level microwave/ convection oven
- Digital clock
- Tub & shower
- Flexsteel recliner & swivel chair
- Flexsteel sofa
- Electronic AM / FM / cassette with seek & scan
- 40 channel CB radio
- Ice maker
- Food blender
- TV antenna with 2 jacks
- Exterior cable TV hookup
- Built-in vacuum cleaner
- Motor-aid water heater with electronic ignition
- Fiberglass body
- Pilot & co-pilot fans
- 90 3/8" interior width
- 77" interior height
- Flexsteel reclining pilot & co-pilot seats
- Glove box
- Automatic closet lights
- Power ceiling vent in bath area
- Cedar closet

- Fluorescent lighting throughout
- walnut molding on kitchen counter
- Generator switch in bedroom
- Digital alarm clock in bedroom
- Water pump switch in bath
- Grab bar in bathtub
- Roof mounted Kool-o-matic with thermostat

HEATING/COOLING

HEATING/COOLING

- 40,000 BTU auto heat/def.
- 16,000 BTU auto A/C
- 32,000 BTU ducted furnace with electronic ignition
- 14,500 BTU furnace with electronic ignition
- (2) 13,500 Roof A/C with heat strips

ELECTRICAL

ELECTRICAL

- 110 vac automatic changeover
- 70 Amp. converter charger
- 6.5 K.W. Onan
- 50 Amp. shoreline
- Master battery disconnect switch

SAFETY

SAFETY

- Steel chassis
- Steel cage
- Park Lights
- Large outside mirrors with wide angle vision
- Emergency exits at side windows
- Entry door hand rail
- Seat belts
- Emergency flashers
- Tinted safety glass
- Fire extinguisher
- Flare kit
- Back-up lights
- Smoke detector

CONVENIENCE

CONVENIENCE

- 70 Gallon water capacity
- 40 & 39 Gallon waste tanks
- 100 lb. LPG tank
- LPG access door
- Electronic systems monitor
- Large exterior storage
- Large interior storage
- Rack & ladder
- Exterior 110 VAC outlet

Diesel models

- 193 lb LPG tank
- LPG powered generator
- 125 amp hour battery - engine
- Full instrumentation

1985 Travco 3500 ORED

Models & Codes

MODEL NO	WHEEL BASE	RETAIL
Travco 3500SBI ORED	228	\$171,500
Travco 3500SBID ORED	228	\$171,500
Travco ²⁾ Model number denotes Length		
CODE	DESCRIPTION	
SB	SIDE BATH	
RB	REARBATH	
RSB	REAR SPLIT BATH	
SBI	SIDE BATH INLAND BED	
SBV	SIDE BATH VANITY	
RED	REAR ENGINE DIESEL	
ORED	OSHKOSH REAR ENGINE DIESEL	

Features

WEIGHTS/RATINGS

WEIGHTS/RATINGS

- Fresh water capacity: 88 gal.
- Gray water capacity: 44 gal.
- Waste water capacity: 44 gal.

- Fuel tank capacity: 150 gal.
- LP tank capacity: 300 lb.
- Interior Height: 77"
- Wheelbase: 228"
- Available Lengths: 35'

AUTOMOTIVE

AUTOMOTIVE

- Oshkosh V-917 25,880 GVW Chassis
- Caterpillar or Detroit engine available
- Allison MT 643 transmission
- Heavy duty radiator
- Tinted Glass
- Padded automotive-type dash with swing-up top for easy service
- Full Instrumentation
- Engine Coolant Heater 110 VAC
- Padded sun visors
- Transmission oil cooler
- Dual electric wipers & washers
- 2 - 200 Amp. hour battery-coach
- Battery isolator
- Engine Compartment Light
- Bendix air cruise control
- Bendix Air Throttle
- 150 Gal. fuel
- Stainless steel bumpers
- 2" square receiver hitch
- Bus type windows
- Power steering
- Air Brakes
- Air Ride Suspension
- One Piece Aluminum Wheels
- Dry Air Cleaner
- 9R 22.5 Michelin Tires (Tubeless)
- Heavy Duty Alternator
- Halogen hi-beam headlights
- Air hose for tire service

LIVABILITY

LIVABILITY

- All wood drawers on ball bearing glides
- King Size Bath, shower and Tub combination
- 60 X 80 Queen Size Bed
- Lighted vanity with mirror
- Power ceiling vent in bath area

- Automatic closet lights
- Deluxe carpet and pad
- Automatic step
- Porch & entry lights
- Floor level night lights
- Ice maker
- Flexsteel sofa
- Electronic AM / FM / cassette with seek & scan
- 40 channel CB radio
- Built-in color TV
- Flexsteel reclining pilot & co-pilot seats
- Flexsteel recliner & swivel chair
- Cedar lined closet
- Dometic AES ref/freezer
- Motor-aid water heater with electronic ignition
- Eye level microwave/ convection oven
- Food blender
- Double stainless steel sink
- TV antenna with 2 jacks
- Exterior cable TV hookup
- Built-in vacuum cleaner
- Water purifier
- Trash compactor
- Real wood paneling
- 4 burner cooktop
- Fiberglass sidewalls
- Aluminum underskin
- Digital clock
- Large storage cabinets
- Wardrobe dressing mirrors
- Built-in bar with brass foot rail
- Walnut molding on kitchen counter
- Slide-out pantry
- 8 way electric driver seat base
- Generator switch in bedroom
- Digital alarm clock in bedroom
- Fluorescent lighting throughout
- Water pump switch in bath
- Grab bar in bathtub
- Roof mounted Kool-o-matic with thermostat
- Lavatory drawer

HEATING/COOLING

HEATING/COOLING

- 40,000 BTU auto heat/def.
- 16,000 BTU auto A/C
- 32,000 BTU ducted furnace with electronic ignition
- 14,500 BTU furnace with electronic ignition
- (2) 13,500 Roof A/C with heat strips

ELECTRICAL

ELECTRICAL

- 70 Amp. converter charger
- 6.5 K.W. Onan
- 110 volt automatic changeover
- 50 Amp. shoreline
- 110 voltmeter and polarity meter
- Master battery disconnect switch

SAFETY

SAFETY

- Steel chassis
- Steel cage
- Tinted safety glass
- Entry door hand rail
- Emergency exits at side windows
- Self-canceling directional signal lights
- Fire extinguisher
- Flare kit
- Seat belts
- Emergency flashers
- Back-up lights
- Park Lights
- Large outside mirrors with wide angle vision
- Halogen Fog Lights
- Built-in back up monitor
- Back-up beeper
- Smoke detector

CONVENIENCE

CONVENIENCE

- Driver and passenger fans
- Large exterior storage
- Large interior storage
- 2 - 44 gal waste tanks
- Conveniently located dump hose in sanitary carrier
- 300 lb. LPG Tank
- Ladder and roof mounted rack
- Electronic systems monitor
- 88 Gallon water capacity
- Map lights for pilot and co-pilot
- 90 3/8" interior width

- 77" interior height
- LPG access door
- Glove box
- Remote Spot / Flood light
- Dual Air Horns
- Door Bell
- Large Roof Pod
- Step well cover
- Exterior 110VAC outlet
- Telephone jack

¹⁾ , ²⁾

Travco is a Division of Foretravel Inc

From:

<https://wiki.foreforums.com/> - **Foretravel Wiki**

Permanent link:

https://wiki.foreforums.com/through_the_years:specs:1985

Last update: **2024/08/01 11:36**

