

Table of Contents

- 1993 Foretravel Specifications** 3
 - Brochures** 3
 - Photos** 7
- Specifications** 9
 - 1993 Grand Villa U300** 9
 - Models & Codes 9
 - Features 10
 - WEIGHTS/RATINGS 10
 - AUTOMOTIVE 10
 - LIVABILITY 11
 - ELECTRICAL 12
 - SAFETY 12
 - HEATING/COOLING 13
 - CONVENIENCE 13
 - 1993 Grand Villa U280** 14
 - Models & Codes 14
 - Features 14
 - WEIGHTS/RATINGS 14
 - AUTOMOTIVE 15
 - LIVABILITY 15
 - ELECTRICAL 16
 - SAFETY 17
 - HEATING/COOLING 17
 - CONVENIENCE 17
 - 1993 Grand Villa U240 / U225** 18
 - Models & Codes 18
 - Features 18
 - WEIGHTS/RATINGS 18
 - AUTOMOTIVE 19
 - LIVABILITY 19
 - ELECTRICAL 20
 - SAFETY 21
 - HEATING/COOLING 21
 - CONVENIENCE 21

1993 Foretravel Specifications

Specifications, Brochures, Floor Plans & Photos

- [1993 Grand Villa U300 Specifications](#)
- [1993 Grand Villa U280 Specifications](#)
- [1993 Grand Villa U240/U225 Specifications](#)

Brochures



- The SE (special edition) model was introduced, available as as a U-280 or a U-300. They had special exterior graphics, “designer” interiors with suede leather upholstery, and walk-thru bath floor plans. Mechanically the coaches were no different from non SE models.

[1993 U300 SE Floor Plans](#)

[1993 U300 Options Flyer](#)

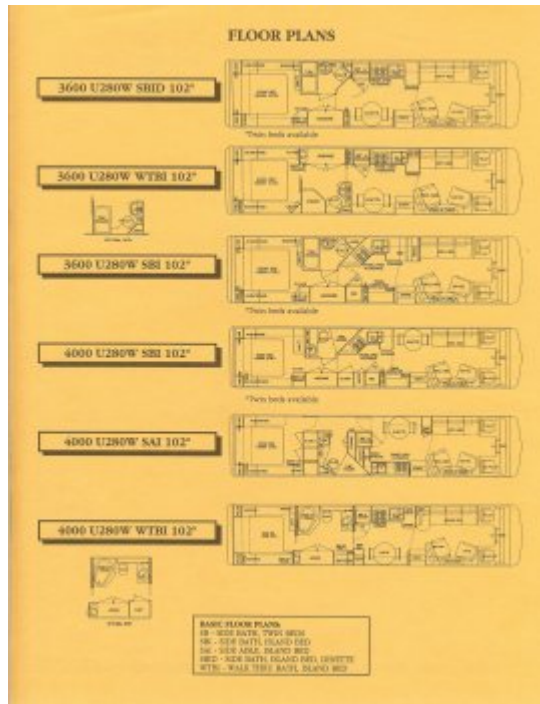
[1993 U300 Floor Plans](#)

[1993 U280 Options Flyer](#)


[1993 U280 Floor Plans](#)

[1993 U225/U240 Options Flyer](#)

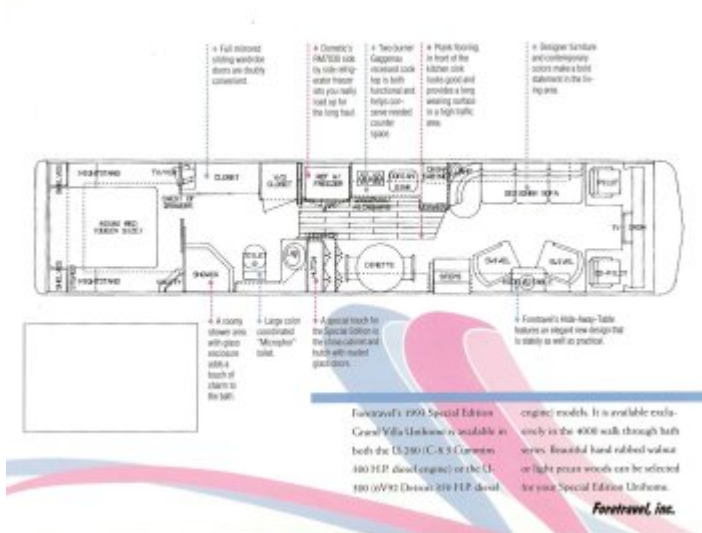
[1993 U225/U240 Floor Plans](#)



1993 U280 Floor Plans



1993 U300 Floor Plans



1993 U300SE Floor Plans

Photos



1993 U225



1993 U240



1993 U300



1993 Grand Villa Poster



1993 U300 SE Poster

Specifications

1993 Grand Villa U300

Models & Codes

MODEL NO	WHEEL BASE	RETAIL
Foretravel Grand Villa 3600	228"	\$307,500
Foretravel Grand Villa 4000	276"	\$322,500
Model number denotes approx length		

CODE	DESCRIPTION
SB	SIDE BATH, TWIN BEDS
SBI	SIDE BATH, ISLAND BED
SAI	SIDE AISLE, ISLAND BED
SBID	SIDE BATH, ISLAND BED, DINETTE
WTBI	WALK THRU BATH, ISLAND BED

Features

WEIGHTS/RATINGS

WEIGHTS/RATINGS

- Fresh water capacity: 102 gal.
- Gray water capacity: 110 gal.
- Waste water capacity: 54 gal.
- Fuel tank capacity: 148 gal.
- LP tank capacity: 270 lb.
- Interior Height: 77"
- Wheelbase: 228/36', 276/40'
- Exterior Width: 102"
- Available Lengths: 40'
- Front GAWR: 10,500 lb.
- Rear GAWR: 19,500 lb.
- GVWR: 30,000 lb.
- GCWR: 36,000 lb.

AUTOMOTIVE

AUTOMOTIVE

- 148 gallon fuel tank
- 160 amp alternator
- 160 amp battery isolator
- 2" square hitch receiver
- 275/80R 22.5 PXZA Michelin tires
- 8 bag 100% air ride suspension
- Air disc brakes front and rear
- Air hose for tire service
- Allison HT 746 transmission ATEC
- Clock in dash
- Cruise control
- DDA Silver 6V92TA DDEC 350 H.P.
- Dry air cleaner

- Dual electric wipers & washers
- Engine Batteries - 1600 CCA Gel Cell
- Engine compartment light
- Engine coolant heater - 110v
- Foretravel chassis 30,000 GVWR
- Full instrumentation
- Halogen headlights
- Heavy duty radiator, bolted construction
- Heavy steel bumpers with decorative fascia
- Jake Brake
- One piece Alcoa aluminum wheels
- Padded automotive-type dash with swing-up top for easy service
- Padded sun visors
- Power steering
- Racor fuel filter
- Radiator water recovery system
- Remote Start Panel
- Transmission oil cooler

LIVABILITY

LIVABILITY

- 1 1/2" block Styrofoam insulation
- 20" Stereo TV in living area
- 40 channel CB radio
- 36x76 twin beds - SB
- 60 x 80 queen-size bed - SBI
- 4 burner cooktop with gas oven
- 6-way electric driver seat base
- All wood drawers on full extension ball bearing glides
- AM/FM/cassette stereo in bedroom
- Automatic closet lights
- Built-in 13" color TV & VCR in bedroom
- Built-in vacuum cleaner
- Carpeted overhead cabinets with lights
- Cedar lined wardrobe closet
- Corian countertops in kitchen & bath
- Corian table w/chairs -on 4000 SAI, SBI, & WTBI
- Corian lavatory bowl
- Curtains and sheers
- Deadbolt lock
- Decorative ceiling light on SAI & WTBI
- Deluxe carpet & pad
- Digital alarm clock in bedroom
- Dometic AES ref/freezer (SBI)
- Dometic AES ref/freezer/ice maker (SAI, WTBI, & 36' SBID)
- Electronic AM/FM/cassette w/ seek
- Exterior cable TV hookup
- Eye level microwave/convention oven
- Fiberglass underskin

- Floor level night lights
- Fluorescent lighting throughout
- Full screen door
- Generator switch in bedroom & cockpit
- Ice Maker (SBI only)
- Large bath/shower & tub combination or shower
- Laundry bag on SA! model
- Lavatory drawer
- Lighted vanity with mirror
- Motor-aid water heater with electronic ignition
- One piece fiberglass roof and sidewalls
- Porch & entry lights with touch switch
- Power ceiling vent in bath area
- Real wood paneling
- Recessed double stainless steel sink with covers
- Recliner & swivel chair
- Reclining pilot & co-pilot seats
- Slide-out pantry (except 4000 SAI & WTBI)
- Slide-out console table
- Slide-out shelf under kitchen sink
- Sofa Bed
- Thermostatically controlled fresh air ventilator
- Two-point compartment door latches
- Trash compactor (except on 3600 & 3800 dinette models)
- TV antenna with booster
- Wall mounted clock
- Wardrobe dressing mirrors
- Washer/Dryer plumbing on 4000 Series
- Water pump switch in bath & kitchen
- Water purifier

ELECTRICAL

ELECTRICAL

- 110 volt automatic changeover
- 110 voltmeter & polarity meter
- 1500 watt inverter
- 50 Amp. shoreline
- 10 K.W. generator/diesel fueled
- 75 Amp. converter-charger
- Coach batteries (2) Gel Cell 816 reserve minutes
- Master battery disconnect switch
- Trailer wiring

SAFETY

SAFETY

- Back-up lights
- Docking lights
- Emergency exit side windows
- Emergency flashers
- Entry door hand rail - both sides
- Fire extinguisher
- Halogen fog lights
- Large outside remote mirrors with wide angle vision, heated
- LP gas leak detector
- Park lights
- Polarity Meter at hook-up area
- Rear Monitor
- Retractable seat belts
- Self-canceling directional signal lights with volume control
- Smoke detector
- Steel cage with aluminum roof frame
- Tinted safety glass
- Warning triangle reflector kit

HEATING/COOLING

HEATING/COOLING

- 17,250 BTU auto/AC
- 35,000 BTU auto heat/def.
- (2)-13,500 BTU roof AC with heat strips and wall thermostats
- (2)-35,000 BTU ducted furnaces with electronic ignition (35,000 + 16,000)

CONVENIENCE

CONVENIENCE

- 110 gal. gray water capacity
- 54 gal. black water capacity
- 102 gallon fresh water capacity
- 2 gallon pre-charged water accumulator tank
- 77" interior height
- 12v air compressor
- 270 lb. LPG tank
- Antenna warning
- Automatic air step
- Computer screen systems monitor
- Computerized air leveling system
- Convenient utility station: Hot and cold water, soap dispenser, paper towel holder, easy hook-up and dump
- Door bell
- Dual Hadley air horns
- Exterior 110v outlet
- Glove box
- Large bus type belly storage - with Joey Bed Slide Out

- Large interior storage
- Map lights for pilot & co-pilot
- Pilot & co-pilot ducted fan system
- Remote searchlight
- Roof mounted rack and ladder
- Safe
- Storage compartment lights
- Telephone jack

1993 Grand Villa U280

Models & Codes

MODEL NO	WHEEL BASE	RETAIL
Foretravel Grand Villa 3600	228"	\$267,000
Foretravel Grand Villa 4000	276"	\$290,000
Model number denotes approx length		
CODE	DESCRIPTION	
SB	SIDE BATH, TWIN BEDS	
SBI	SIDE BATH, ISLAND BED	
SAI	SIDE AISLE, ISLAND BED	
SBID	SIDE BATH, ISLAND BED, DINETTE	

Features

WEIGHTS/RATINGS

WEIGHTS/RATINGS

- Fresh water capacity: 102 gal.
- Gray water capacity: 110 gal.
- Waste water capacity: 54 gal.
- Fuel tank capacity: 148 gal.
- LP tank capacity: 270 lb.
- Interior Height: 77"
- Wheelbase: 228/36', 276/40'
- Exterior Width: 102"
- Available Lengths: 40'
- Front GAWR: 10,500 lb.
- Rear GAWR: 19,000 lb.
- GVWR: 28,000 lb.
- GCWR: 36,000 lb.

AUTOMOTIVE

AUTOMOTIVE

- 8 bag 100% air-ride suspension
- 148 gallon fuel tank
- 160 amp alternator
- 160 amp battery isolator
- 2" square receiver hitch
- 275/80R 223 PXZA Michelin tires
- Air disk brakes front and rear
- Air hose for tire service
- Allison MT647 transmission
- Clock in dash
- Cummins C8.3-300 H.P.
- Cruise control
- Dry air cleaner
- Dual electric wipers & washers
- Engine batteries - 1600 CCA Gel Cell
- Engine compartment light
- Engine coolant heater - 110v
- Foretravel chassis 28,000 GVWR
- Full instrumentation
- Halogen headlights
- Heavy duty radiator, bolted construction
- Heavy duty bumpers with decorative fascia
- One piece Alcoa* aluminum wheels
- Padded automotive-type dash with swing-up lop for easy service
- Padded sun visors
- Power steering
- Racor fuel filter
- Radiator water recovery system
- Remote Start Panel
- Transmission oil cooler

LIVABILITY

LIVABILITY

- 1 1/2" block Styrofoam insulation
- 20" Stereo TV in living area
- 36x76 Twin beds - SB
- 4 burner cooktop with gas oven
- 40 channel CB radio
- 6-way electric driver scat base
- 60x80 queen-size bed - SBI
- All wood drawers on full extension ball bearing glides
- AM/FM/cassette stereo in bedroom
- Automatic closet lights
- Built-in 13' color TV & VCR in bedroom
- Built-in vacuum cleaner
- Carpeted overhead cabinets

- Cedar lined wardrobe closet
- Corian countertops in kitchen & bath
- Corian table w/chairs on 4000 SAI & SBID & WTBI
- Corian lavatory bowl
- Curtains and sheers
- Deadbolt lock
- Decorative ceiling light on 4000 series
- Deluxe carpet & pad
- Digital alarm clock in bedroom
- Dometic AES ref/freezer (SBI)
- Dometic AES ref/freezer w/built-in icemaker (SAI, WTBI & SBID)
- Electronic AM/FM/cassette with seek
- Exterior cable IV hookup
- Eye level microwave/convection oven
- Fiberglass underskin
- Floor level night lights
- Fluorescent lighting throughout
- Full screen door
- Generator switch in bedroom & cockpit
- Ice maker (SBI Only)
- Large bath/shower & tub combination or shower
- Laundry storage area on SAI model
- Lavatory drawer
- Lighted vanity with mirror
- Motor-aid water heater with electronic ignition
- One piece fiberglass roof and sidewalls
- Porch & entry lights with touch switch
- Power ceiling vent in bath area
- Real wood paneling
- Recessed double stainless steel sink with covers
- Recliner & swivel chair
- Reclining pilot & co-pilot seats
- Slide-out pantry (except 4000 SAI & WTBI)
- Slide-out console table
- Slide-out shelf under kitchen sink
- Sofa bed
- Thermostatically controlled fresh air ventilator
- Two-point compartment door latches
- Trash compactor except on 3600 SBID & WTBI models
- TV antenna with booster
- Wall mount clock
- Wardrobe dressing mirrors
- Washer/dryer connections on 4000 series
- Water pump switch in bath & kitchen
- Water purifier

ELECTRICAL

ELECTRICAL

- 110 volt automatic changeover

- 110 voltmeter & polarity meter
- 50 Amp. shoreline
- 6.3 K.W. generator/LP. fuel / 10 K.W. generator/diesel (opt)
- 75 Amp. converter-charger
- Master battery disconnect switch
- Trailer wiring

SAFETY

SAFETY

- Back-up lights
- Docking lights
- Emergency exit side windows
- Emergency flashers
- Entry door hand rail both sides
- Fire extinguisher
- Halogen fog lights
- Large outside remote mirrors with wide angle vision, heated
- LP gas leak detector
- Park lights
- Polarity meter at hook-up area
- Rear Monitor
- Retractable seat belts
- Self-canceling directional signal lights with volume control
- Smoke detector
- Steel cage with aluminum roof frame
- Tinted safety glass
- Warning triangle reflector kit

HEATING/COOLING

HEATING/COOLING

- 17,250 BTU auto/AC
- 35,000 BTU auto heat/def.
- (2)-13,500 BTU roof AC with heat strips and wall thermostats
- (2)-Ducted furnaces with electronic ignition (16,000 + 35,000 BTU)

CONVENIENCE

CONVENIENCE

- 110 gal. gray water capacity
- 54 gal. black water capacity
- 102 gallon water capacity
- 2 gallon pre-charged water accumulator
- 77" interior height

- 12v air compressor
- 270lb. LPG tank
- Antenna warning
- Automatic air step
- Computer screen systems monitor
- Computerized Air leveling system
- Convenient utility station: Hot and cold water, soap dispenser, paper towel holder, easy hook-up and dump
- Door bell
- Dual Hadley air horns
- Exterior 110v outlet
- Glove box
- Large bus type belly storage
- Large interior storage
- Map lights for pilot & co-pilot
- Pilot & co-pilot ducted fan system
- Remote searchlight
- Roof mounted rack and ladder
- Safe
- Storage compartment lights
- Telephone jack

1993 Grand Villa U240 / U225

Models & Codes

MODEL NO	WHEEL BASE	RETAIL
Grand Villa 3600 U225	228"	\$190,000
Grand Villa 3600 U240	228"	\$199,500
U225 Cummins B5.9 230HP		
U240 Caterpillar 3116 ATAAC 250HP		
CODE	DESCRIPTION	
SB	SIDE BATH, TWIN BEDS	
SBI	SIDE BATH, ISLAND BED	
SBID	SIDE BATH, ISLAND BED, DINETTE	

Features

WEIGHTS/RATINGS

WEIGHTS/RATINGS

- Fresh water capacity: 88 gal.
- Gray water capacity: 85 gal.
- Waste water capacity: 40 gal.
- Fuel tank capacity: 100 gal.
- LP tank capacity: 174 lb.
- Interior Height: 77"
- Wheelbase: 228/36'

- Available Lengths: 36'
- Front GAWR: 9,000 lb.
- Rear GAWR: 15,000 lb.
- GVWR: 22,500 lb./225, 24,000 lb./240
- GCWR: 24,000 lb./225, 26,500 lb./240

AUTOMOTIVE

AUTOMOTIVE

- 100 gallon fuel tank
- 160 amp alternator
- 160 amp battery isolator
- 2" square receiver hitch
- 9R22.5 Michelin tires
- Air brakes
- Air hose for tire service
- Allison MT 643 transmission U-225
- Allison MD 3060 transmission U-240
- Clock in dash
- Cruise control
- Dry air cleaner
- Dual electric wipers & washers
- Engine Batteries - 1600 CCA Gel Cell
- Engine compartment light
- Engine coolant heater - 110v
- Full instrumentation
- Halogen headlights
- Heavy duty radiator; bolted construction
- One piece Alcoa aluminum wheels
- Padded automotive-type dash with swing-up top for easy service
- Padded sun visors
- Power steering
- Racor fuel filler
- Radiator water recovery system
- Remote Start Panel
- Stainless steel bumpers
- Transmission oil cooler
- Velvet Ride Torsilastic Suspension

LIVABILITY

LIVABILITY

- 1 1/2" block Styrofoam insulation
- Built in 13" color TV over dash
- 60x80 queen-size bed - SBI
- 36x76 Twinbeds-SB
- 4 burner cooktop with gas oven

- 40 channel CB radio
- 6-way electric driver scat base
- All wood drawers on full extension ball bearing glides
- Automatic closet lights
- Built-in vacuum cleaner
- Carpeted overhead cabinets
- Cedar lined wardrobe closet
- Corian countertops in kitchen & bath
- Corian table w/chairs on SBID
- Curtains and sheers
- Deadbolt lock
- Deluxe carpet & pad
- Digital alarm clock in bedroom
- Dometic AES ref/freezer on SBI
- Dometic AES ref/freezer/ice maker on SBID
- Electronic AM/FM/cassette with seek
- Exterior cable TV hookup
- Eye level microwave/convection oven
- Fiberglass underskin
- Floor level night lights
- Fluorescent lighting throughout
- Full screen door
- Generator switch in bedroom & cockpit
- Ice maker on SBI
- Large shower & tub unit or shower
- Lighted vanity with mirror
- Motor-aid water heater with electronic ignition
- One piece fiberglass roof and sidewalls
- Porch & entry lights with touch switch
- Power ceiling vent in bath area
- Real wood paneling
- Recessed double stainless steel sink w/covers
- Recliner & swivel chair
- Reclining pilot & co-pilot scats
- Slide-out pantry
- Slide-out console table and drawer
- Slide-out shelf under kitchen sink
- Sofa bed
- Thermostatically controlled fresh air ventilator
- Trash compactor except on dinette model
- TV antenna with booster
- Wall mount clock
- Wardrobe dressing mirrors
- Water pump switch in bath & kitchen
- Water purifier

ELECTRICAL

ELECTRICAL

- 110 volt automatic changeover

- 110 voltmeter A polarity meter
- 50 Amp. shoreline
- 6.3 K.W. generator/L-P. fuel
- 75 Amp. converter-charger
- Coach Battery (10 Gel Cell 408 Reserve minutes)
- Master battery disconnect switch
- Trailer wiring

SAFETY

SAFETY

- Back-up lights
- Back-up monitor
- Docking lights
- Emergency exit side windows
- Emergency flashers
- Entry door hand rail both sides
- Fire extinguisher
- Halogen fog lights
- LP gas leak detector
- Large outside mirrors with angle vision, and turn signals
- Park lights
- Polarity meter at hook-up area
- Retractable seat belts
- Self-canceling directional signal lights with volume control
- Smoke detector
- Steel cage with aluminum roof frame
- Tinted safety glass
- Warning triangle reflector kit

HEATING/COOLING

HEATING/COOLING

- 17,250 BTU auto/AC
- 35,000 BTU auto heat/def.
- (2)-13,500 BTU roof AC with heat strips
- (2)-Ducted furnaces with electronic ignition (16,000 and 35,000 BTU)

CONVENIENCE

CONVENIENCE

- 85 gal. gray water capacity
- 40 gal. black water capacity
- 1741b. LPG tank
- 77" interior height

- 88 gallon water capacity
- 2 gallon pre-charged water accumulator
- Bus type belly storage
- Computer screen system monitor
- Conveniently located dump hose & valves
- Doorbell
- Dual Hadley air horns
- Exterior 110 v outlet
- Glove box
- HWH automatic leveling system
- Large interior storage
- Map lights for pilot & co-pilot
- Pilot & co-pilot ducted fan system
- Remote searchlight
- Roof mounted rack and ladder
- Safe
- Storage compartment lights
- Telephone jack

From:
<https://wiki.foreforums.com/> - **Foretravel Wiki**

Permanent link:
https://wiki.foreforums.com/through_the_years:specs:1993

Last update: **2024/08/08 09:57**

