

Table of Contents

2001 Foretravel	3
Specifications U320, GV320, U295, U270	3
Brochures	3
Floor Plans	3
Photos	5
Specifications	7
2001 U320	7
Models & Codes	7
WEIGHTS/RATINGS	7
CHASSIS	8
COCKPIT FEATURES	8
LIVABILITY	9
SAFETY	10
EXTERIOR FEATURES	10
2001 GV320	12
Models & Codes	12
WEIGHTS/RATINGS	12
CHASSIS	12
COCKPIT FEATURES	13
LIVABILITY	13
SAFETY	14
EXTERIOR FEATURES	15
2001 U295	16
Models & Codes	16
WEIGHTS/RATINGS	16
CHASSIS	17
COCKPIT FEATURES	17
LIVABILITY	18
HEATING/COOLING/ELECTRICAL	19
SAFETY	19
EXTERIOR FEATURES	20
2001 U270	20
Models & Codes	20
WEIGHTS/RATINGS	21
CHASSIS	21
COCKPIT FEATURES	21
LIVABILITY	22
HEATING/COOLING/ELECTRICAL	23
SAFETY	23
EXTERIOR FEATURES	24

2001 Foretravel

Specifications, Brochures, Floor Plans & Photos for model year 2001



- Introduced painted coaches as opposed to decals (optional).
- New wrap-around dash and instrument cluster design, PC series smartwheel.
- Late model year builds introduced tag axles to the 40' U320 & GV320
- Some 2001's may have an IFS, this was the first year Foretravel attempted them. They abandoned IFS until later years.
- The Grand Villa was a special order, of which (3) were built

Specifications U320, GV320, U295, U270

- [2001 U320 Specifications](#)
- [2001 GV320 Specifications](#)
- [2001 U295 Specifications](#)
- [2001 U270 Specifications](#)

Brochures

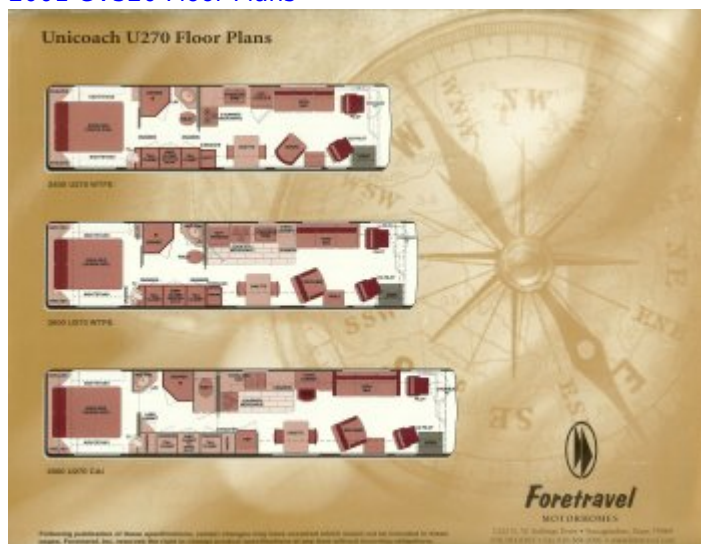
- [2001 GV320 Options Flyer](#)
- [2001 U320 Options Flyer](#)
- [2001 U295 Options Flyer](#)
- [2001 U270 Options Flyer](#)

Floor Plans


- [GV320 Floor Plans](#)
- [U320 Floor Plans](#)
- [U295Floor Plans](#)
- [U270 Floor Plans](#)




2001 GV320 Floor Plans



2001 U270 Floor Plans



2001 U295 Floor Plans



2001 U320 Floor Plans

Photos



2001 GV320



2001 U270



2001 U295



2001 U320

Specifications

2001 U320

Models & Codes

MODEL NO	WHEEL BASE	LENGTH	HEIGHT	WIDTH	INT HEIGHT	RETAIL
4200 U320	276" to drive / 326" to tag	42'	11'4"	102"	80"	\$514,750
4000 U320	276"	40'	11'4"	102"	80"	\$453,500
3600 U320	228"	36'	11'4"	102"	80"	\$417,500

CODE	DESCRIPTION
WTFE	WALK THROUGH BATH, FRONT ENTRY
CAI	CENTER AISLE, ISLAND BED
DGFE	DOUBLE GALLEY, FRONT ENTRY
WCFE	WALK IN CLOSET, FRONT ENTRY

WEIGHTS/RATINGS

WEIGHTS/RATINGS

- GVWR: 34,880 lbs. (42,000 lbs. in 4200 series)
- GCWR: 44,880 lbs. (52,000 lbs. in 4200 series)
- Fresh water capacity: 102 gal.
- Gray water capacity: 110 gal.
- Waste water capacity: 54 gal.
- Fuel tank capacity: 194 gal.

- LP tank capacity: 17 gal.

CHASSIS

CHASSIS

- Foretravel monocoque chassis & superstructure
- Cummins ISM-450 electronic diesel engine
- Allison MH 4000 6 speed transmission with retarder
- Alcoa aluminum wheels (4) (6 on 4200 series)
- All-wheel air disc brakes
- Anti-lock braking system
- Computerized air leveling system with auxiliary 12v air compressor
- Dual halogen headlamps
- Electronic cruise control
- Engine batteries: Gel type (3)
- Engine block heater
- Koni shock absorbers (8)
- Power steering
- Racor integrated fuel system with air & water purge
- Radiator coolant recovery system
- Rear axle ratio: 3.91:1
- Suspension: Firestone® air springs, 8-bag, 100% air ride, outboard mounted (10 bag on 4200 series)
- Tag axle 9,000 lb. GAWR (4200 series)
- Tilt & telescoping steering wheel
- Tires: Michelin 275/80R22.5 XZA-2
- Transmission oil cooler
- 160 amp alternator
- 190 amp battery isolator
- 10,000 lb. rated receiver hitch

COCKPIT FEATURES

COCKPIT FEATURES

- AM/FM/Cassette radio w/Alpine speakers
- Analog gauges
- Antenna warning alarm
- Audit 8T8 systems monitor with 2 position backup camera, electronic outdoor thermometer & compass
- Battery boost switch
- Cell phone connection and antenna
- Drink holders and magazine rack next to co-pilot seat
- Electronic cruise control
- Generator start switch
- Illuminated dash panel & shifter panel
- LCD odometer, trip meter & engine hour meter
- Map lights for pilot & co-pilot
- Slide-out drink holders & snack tray in dash
- Smart Wheel steering wheel with headlamp flash, marker lamp flash, cruise control & wiper/washer controls

- Synchronized windshield wipers
- Tilt & telescoping steering wheel
- Wrap-around dash
- 40 channel hand-held CB radio with weather band
- 6 way power pilot & co-pilot seats

LIVABILITY

LIVABILITY

- Accent lighting under counters and behind valances
- Aqua-Hot hydronic heating and hot water
- Air operated step-well cover with dual controls
- Bedroom alarm clock
- Bedroom TV
- Bose Lifestyle 30 Home Theater system with CD changer and jewel cube speakers
- Built-in desk (some floor plans)
- Built-in safe
- Cedar-lined wardrobe
- Chandelier at dining table
- China Cabinet in Kitchen
- Concealed Cabinet Door Hinges
- Closet Lights with automatic switch
- Designer accent pillows, sofa and bed
- Designer window treatment with day/night shades in living room & bedroom
- Dometic 12 cu. ft. side-by-side refrigerator/freezer with compressor ice maker
- Drinking water filter
- Ducted -air conditioning
- Extra wide co-pilot seat with electric footrest
- Fantastic Fan in bath
- Floor level accent lights
- Generator start switch in bedroom
- Gourmet kitchen faucet with spray
- Halogen accent lighting
- Handcrafted cabinetry, walnut or satin cherry
- Home Theater speakers in bedroom
- Indirect ceiling lighting
- Leather Villa dinette (some floor plans)
- Leather Villa pilot and co-pilot seats
- Leather Villa recliner or loveseat
- Leather Villa sofabed
- Magazine rack
- Manibloc plumbing system
- Microphor porcelain toilet
- Plank floor in kitchen sink area
- Recessed Gaggenau 2-burner cooktop
- Sharp microwave/convection oven w/exhaust
- Shower head slider
- Slide-out shelf under kitchen sink
- Solid surface counter tops, kitchen and bath
- Solid surface desk top (some floorplans)

- Solid surface night stand tops
- Solid surface 2 compartment kitchen sink
- Solid surface lavatory sink
- Swing-arm reading lamps in bedroom
- Telephone jack in living area & bedroom
- Tip-out storage below kitchen sink
- TV antenna with signal booster
- VCR in front overhead cabinet
- VCR control eye in bedroom
- Wainscoted walls with vinyl wall covering
- Wardrobe dressing mirror
- Washer/Dryer connections
- Water pump switch in kitchen, bath & utility compartment
- 60" x 80" queen bed
- 20" TV in front overhead cabinet
- 20" TV in bedroom (4200 series)

SAFETY

SAFETY

- Allison transmission retarder with dual actuators (hand lever & brake pedal)
- Awning safety locks
- Back-up camera
- Back-up lights
- Battery quick disconnect switch at entry door
- Carbon monoxide detector
- Chrome Ramco remote controlled & heated mirrors with wide angle field of vision
- Emergency Flasher lights
- Extended Entry Door assist Handle
- Exterior Security Lights(Docking Lights) (4)
- Fire extinguishers (2)
- Halogen headlamps and fog lamps
- Heat probes on coach batteries
- Lighted entry door assist handle
- LP leak detector
- Non-skid surface On roof near ladder
- Rosen Sunvisors
- Smoke detector
- Step well cover, air operated
- 8" tint top of windshield

EXTERIOR FEATURES

EXTERIOR FEATURES

- Air hose for tire service
- Air operated entry step
- BASF painted exterior graphics

- Carpeted storage bays
- Drawer in LP compartment
- Exterior mood lights
- Fuel fill two sides
- Gelcoat exterior finish with long life UV protection
- Hadley air horns (2)
- Hose and shoreline reels
- Insulated windows
- Keyless remote locks On entry door & storage bays
- Ladder
- Large pass-through storage bays
- Lighted entry door assist handle
- MaxxAir roof vent cover over bath vent
- Modular storage drawers
- Mud flaps
- One piece crowned fiberglass roof
- Parallel storage bay doors (bus style)
- Porch light with touch switch
- PTL entry door
- Screen door with kick guard
- Shelf in fresh water bay
- Slide-out cargo tray
- Storage bay lights
- Trailer wiring TV outlet & 12v outlet in storage bay
- Utility Station: Fresh water hose and 50 amp shoreline reels, hot & cold water faucet, soap dispenser, cable television & phone connection, paper towel holder, easy access dump valves, 110v receptacle, water pump switch, water fill switch
- ZipDee patio and window awnings with safety locks

HEATING/COOLING/ELECTRICAL

==== HEATING/COOLING/ELECTRICAL

- Aqua-Hot hydronic heating
- Coach batteries: 8d gel type with heat probes (3)
- Comfort Control Center for A/C & Aqua-Hot
- Dometic air conditioning with (2) 13,500 BTU roof a/c with heat pumps (ducted) (3 units on 4200 series)
- Generator low-battery auto-start
- Master battery disconnect switch
- ProSine 2500 watt inverter/charger
- 10.0 kw Power Tech diesel generator in quiet box
- 12.0 kw Power Tech diesel generator in quiet box (4200 series)
- 50 amp shoreline cord on reel
- 110 VAC voltmeter
- 28,000 BTU automotive air conditioner
- 44,000 BTU automotive heater/defroster

2001 GV320

Models & Codes

MODEL NO	WHEEL BASE	LENGTH	HEIGHT	WIDTH	INT HEIGHT	RETAIL
4000 U320	276"	40'	11'4"	102"	80"	\$453,000
CODE	DESCRIPTION					
WTFE	WALK THROUGH BATH, FRONT ENTRY					
CAI	CENTER AISLE, ISLAND BED					
DGFE	DOUBLE GALLEY, FRONT ENTRY					

WEIGHTS/RATINGS

WEIGHTS/RATINGS

- Gross vehicle weight rating (GVWR): 34,880 lbs.
- Gross combined weight rating (GCWR): 44,880 lbs.
- Fresh water capacity: 102 gal.
- Gray water capacity: 110 gal.
- Waste water capacity: 54 gal.
- Fuel tank capacity: 194 gal.
- LP tank capacity: 17 gal.

CHASSIS

CHASSIS

- Foretravel monocoque chassis & superstructure
- Cummins ISM-450 electronic diesel engine
- Allison MH 4000 6 speed transmission with retarder
- Alcoa aluminum wheels (4) (6 on 4200 series)
- All-wheel air disc brakes
- Anti-lock braking system
- Computerized air leveling system with auxiliary 12v air compressor
- Electronic cruise control
- Engine batteries: Gel type (3)
- Engine block heater
- Koni shock absorbers (8)
- Power steering
- Racor integrated fuel system with air & water purge
- Radiator coolant recovery system
- Rear axle ratio: 3.91:1
- Suspension: Firestone® air springs, 8-bag, 100% air ride, outboard mounted
- Tilt & telescoping steering wheel
- Tires: Michelin 275/80R22.5 XZA-2
- Transmission oil cooler
- 160 amp alternator
- 190 amp battery isolator

- 10,000 lb. rated receiver hitch

COCKPIT FEATURES

COCKPIT FEATURES

- AM/FM/Cassette radio w/Alpine speakers
- Analog gauges
- Antenna warning alarm
- Audit 8T8 systems monitor with 2 position backup camera, electronic outdoor thermometer & compass
- Battery boost switch
- Cell phone connection and antenna
- Drink holders and magazine rack next to co-pilot seat
- Electronic cruise control
- Generator start switch
- Illuminated dash panel & shifter panel
- LCD odometer, trip meter & engine hour meter
- Map lights for pilot & co-pilot
- Slide-out drink holders & snack tray in dash
- Smart Wheel steering wheel with headlamp flash, marker lamp flash, cruise control & wiper/washer controls
- Synchronized windshield wipers
- Tilt & telescoping steering wheel
- Wrap-around dash
- 40 channel hand-held CB radio with weather band
- 6 way power pilot & co-pilot seats

LIVABILITY

LIVABILITY

- Accent lighting under counters and behind valances
- Aqua-Hot hydronic heating and hot water
- Air operated step-well cover with dual controls
- Bedroom alarm clock
- Bedroom TV
- Bose Lifestyle 30 Home Theater system with CD changer and jewel cube speakers
- Built-in desk (some floor plans)
- Cedar-lined wardrobe
- Chandelier at dining table
- China Cabinet in Kitchen
- Concealed Cabinet Door Hinges
- Closet Lights with automatic switch
- Designer accent pillows, sofa and bed
- Designer window treatment with day/night shades in living room & bedroom
- Dometic 12 cu. ft. side-by-side refrigerator/freezer with compressor ice maker
- Drinking water filter
- Ducted -air conditioning
- Extra wide co-pilot seat with electric footrest
- Fantastic Fan in bath

- Floor level accent lights
- Generator start switch in bedroom
- Gourmet kitchen faucet with spray
- Halogen accent lighting
- Handcrafted cabinetry, walnut or satin cherry
- Home Theater speakers in bedroom
- Indirect ceiling lighting
- Leather Villa dinette (some floor plans)
- Leather Villa pilot and co-pilot seats
- Leather Villa recliner or loveseat
- Leather Villa sofa bed
- Magazine rack
- Manibloc plumbing system
- Microphor, porcelain toilet
- Plank floor in kitchen sink area
- Recessed Gaggenau 2-burner cooktop
- Sharp microwave/convection oven w/exhaust
- Shower head slider
- Slide-out shelf under kitchen sink
- Solid surface counter tops, kitchen and bath
- Solid surface desk top (some floorplans)
- Solid surface night stand tops
- Solid surface 2 compartment kitchen sink
- Solid surface lavatory sink
- Swing-arm reading lamps in bedroom
- Telephone jack in living area & bedroom
- Tip-out storage below kitchen sink
- TV antenna with signal booster
- VCR in front overhead cabinet
- VCR control eye in bedroom
- Wainscoted walls with vinyl wall covering
- Wardrobe dressing mirror
- Washer/Dryer connections
- Water pump switch in kitchen, bath & utility compartment
- 60" x 80" queen bed
- 20" TV in living area

SAFETY

SAFETY

- Allison transmission retarder with dual actuators (hand lever & brake pedal)
- Awning safety locks
- Back-up camera
- Back-up lights
- Battery quick disconnect switch at entry door
- Carbon monoxide detector
- Chrome Ramco remote controlled & heated mirrors with wide angle field of vision
- Emergency Flasher lights
- Extended Entry Door assist Handle
- Exterior Security Lights(Docking Lights) (4)

- Fire extinguishers (2)
- Halogen headlamps and fog lamps
- Heat probes on coach batteries
- Lighted entry door assist handle
- LP leak detector
- Non-skid surface On roof near ladder
- Rosen Sunvisors
- Smoke detector
- Step well cover, air operated
- 8" tint top of windshield
- 110 AC voltmeter

EXTERIOR FEATURES

EXTERIOR FEATURES

- Aerodynamic Styling
- Air hose for tire service
- Air operated entry step
- BASF painted exterior graphics
- Bonded in place Windshield
- Carpeted storage bays
- Clear Lens Headlamps
- Drawer in LP compartment
- Exterior mood lights
- Fuel fill two sides
- Gelcoat exterior finish with long life UV protection
- Hadley air horns (2)
- Hose and shoreline reels
- Insulated windows
- Keyless remote locks On entry door & storage bays
- Ladder
- Large pass-through storage bays
- Lighted entry door assist handle
- MaxxAir roof vent cover over bath vent
- Modular storage drawers
- Molded Engine heat escape slot
- Mud flaps
- One piece crowned fiberglass roof
- Parallel storage bay doors (bus style)
- Porch light with touch switch
- PTL entry door
- Screen door with kick guard
- Sectional Front and rear caps
- Shelf in fresh water bay
- Slide-out cargo tray
- Storage bay lights
- Trailer wiring TV outlet & 12v outlet in storage bay
- Utility Station: Fresh water hose and 50 amp shoreline reels, hot & cold water faucet, soap dispenser, cable television & phone connection, paper towel holder, easy access dump valves, 110v receptacle, water pump switch, water fill switch

- Wrap around Windshield
- ZipDee patio and window awnings with safety locks

HEATING/COOLING/ELECTRICAL

===== HEATING/COOLING/ELECTRICAL

- Aqua-Hot hydronic heating
- Coach batteries: 8d gel type with heat probes (3)
- Comfort Control Center for A/C & Aqua-Hot
- Dometic air conditioning with (2) 13,500 BTU roof a/c with heat pumps (ducted) (3 units on 4200 series)
- Generator low-battery auto-start
- Master battery disconnect switch
- ProSine 2500 watt inverter/charger
- 10.0 kw Power Tech diesel generator in quiet box
- 50 amp shoreline cord on reel
- 110 VAC voltmeter
- 28,000 BTU automotive air conditioner
- 44,000 BTU automotive heater/defroster

2001 U295

Models & Codes

MODEL NO	WHEEL BASE	RETAIL
3600	228"	\$358,500
4000	276"	\$392,500
CODE	DESCRIPTION	
WTFE	WALK THROUGH BATH, FRONT ENTRY	
CAI	CENTER AISLE, ISLAND BED	
DGFE	DOUBLE GALLEY, FRONT ENTRY	
WCFE	WALK IN CLOSET, FRONT ENTRY	

WEIGHTS/RATINGS

WEIGHTS/RATINGS

- GVWR: 33,000 lbs.
- GCWR: 43,000 lbs.
- GCWR (4200): 48,000 lbs.
- Fresh water capacity: 102 gal.
- Gray water capacity: 110 gal.
- Black water capacity: 54 gal.
- LP Tank: 42 gal.
- Fuel capacity: 194 gal.

CHASSIS

CHASSIS

- Foretravel monocoque chassis & superstructure
- Cummins ISC-350 electronic diesel engine
- Allison MH-3000 6 speed transmission with retarder
- Alcoa aluminum wheels (6)
- All-wheel air disc brakes
- Anti-lock braking system
- Bilstein shock absorbers (8)
- Computerized air leveling system with auxiliary 12v air compressor
- Dual halogen headlamps
- Electronic cruise control
- Engine batteries: Gel type (2)
- Engine block heater
- Power steering
- Racor fuel filter/water separator
- Radiator coolant recovery system
- Rear axle ratio: 4.63:1
- Suspension: Firestone air springs, 8-bag, 100% air ride, outboard mounted
- Tilt & telescoping steering wheel
- Tires: Michelin 275/80R22.5 XZA-2
- Transmission oil cooler
- 160 amp alternator
- 190 amp battery isolator
- 10,000 lb. rated receiver hitch

COCKPIT FEATURES

COCKPIT FEATURES

- AM/FM/Cassette radio w/Alpine speakers
- Analog gauges
- Antenna warning alarm
- Audit 8T8 systems monitor with backup camera, electronic outdoor thermometer & compass
- Battery boost switch
- Cell phone connection and antenna
- Drink holders on dash and next to co-pilot seat
- Electronic cruise control
- Generator start switch
- Illuminated dash panel & shifter panel
- LCD odometer, trip meter & engine hour meter
- Map fights for pilot & co-pilot
- Smart Wheel steering wheel with headlamp flash, marker lamp flash, cruise control & wiper/washer controls
- Slide out drink holders & snack tray in dash
- Synchronized windshield wipers
- Tilt & telescoping steering wheel
- Wrap-around dash with fold-up snack tray
- 40 channel hand-held CB radio with weather band

- 6 way power pilot & co-pilot seats

LIVABILITY

LIVABILITY

- Air operated step-well cover with dual controls
- Bedroom alarm clock
- Bedroom TV
- Bose Lifestyle 25 Home Theater system with CD changer
- Built-in desk (DGFE plan only)
- Built-in safe
- Cedar-lined wardrobe
- Chandelier at dining table
- China cabinet in kitchen
- Concealed cabinet door hinges
- Closet lights with automatic switch
- Designer Accent Pillows, Sofa & Bed
- Designer Window Treatment w/Day/Night Shades in Living Room
- Dometic 12 cu. ft. side-by-side refrigerator/freezer with compressor ice maker
- Drinking water filter
- Ducted air conditioning
- Extra wide co-pilot seat
- Fantastic Fan in bath
- Flexsteel recliner
- Flexsteel sofa bed
- Flexsteel pilot & co-pilot seats
- Floor level accent lights
- Generator start switch in bedroom
- Gourmet kitchen faucet with spray
- Halogen accent lighting
- Handcrafted cabinetry, walnut or satin cherry
- Home Theater speakers in bedroom
- Indirect ceiling lighting
- Magazine rack
- Manibloc plumbing system
- Plank floor in kitchen sink area
- Recessed Atwood 3-burner cooktop with electronic ignition
- Sealand porcelain toilet
- Sharp microwave/convection oven
- Shower head slider
- Slide-out shelf under kitchen sink
- Solid surface counter tops, kitchen and bath
- Solid surface desk top (some floor plans)
- Solid surface night stand tops
- Solid surface 2 compartment kitchen sink
- Solid surface lavatory sink
- Swing-arm reading lamps in bedroom
- Telephone jack in living area & bedroom
- Tip-out storage below kitchen sink
- TV antenna with signal booster

- VCR in front overhead cabinet
- VCR control eye in bedroom
- Wainscoted walls with vinyl wall covering
- Wardrobe dressing mirror
- Washer/Dryer connections
- Water pump switch in kitchen, bath and utility compartment
- 10 gal. 3-way water heater
- 60" x 80" queen bed
- 20" TV in front overhead cabinet

HEATING/COOLING/ELECTRICAL

HEATING/COOLING/ELECTRICAL

- Coach batteries: 8D gel type with heat probes (3)
- Comfort Control Center for A/C & furnaces
- Dometic air conditioning with (2) 13,500 BTU roof a/c with heat pumps (ducted)
- Dual ducted furnaces (35,000 BTU & 16,000 BTU)
- Generator low-battery auto-start
- Master battery disconnect switch
- ProSine 2500 watt inverter/charger
- 10.0 kw Power Tech diesel generator in quiet box
- 50 amp shoreline cord
- 110 VAC voltmeter
- 28,000 BTU automotive air conditioner
- 48,000 BTU automotive heater/defroster

SAFETY

SAFETY

- Allison transmission retarder with dual actuators (hand lever & brake pedal)
- Awning safety locks
- Back-up lights
- Battery quick disconnect switch at entry door
- Carbon monoxide detector
- Chrome Ramco remote controlled & heated mirrors with wide angle field of vision
- Emergency flasher lights
- Extended entry door assist handle
- Exterior Security Lights (docking lights) (4)
- Fire Extinguisher
- Halogen Headlamps & Fog Lamps
- Heat Probes on Coach Batteries
- Lighted entry door assist handle
- LP leak detector
- Non-skid surface on roof near ladder
- Rosen sun visors
- Smoke detector
- Step well cover, air operated

- 8” tint top of windshield
- 110 AC voltmeter

EXTERIOR FEATURES

EXTERIOR FEATURES

- Air hose for tire service
- Air operated entry step
- BASF painted exterior graphics
- Carpeted storage bays
- Exterior mood lights
- Fuel fill two sides
- Gelcoat exterior finish with long life UV protection
- Hadley air horns (2)
- Insulated windows
- Keyless remote locks on entry door & storage bays
- Ladder
- Large pass-through storage bays
- Lighted entry door assist handle
- MaxxAir roof vent cover over bath vent
- Mud flaps
- One piece crowned fiberglass roof
- Parallel storage bay doors (bus style)
- Porch light with touch switch
- PTL entry door
- Screen door with kick guard
- Shelf in fresh water bay
- Shelf in LP compartment
- Slide-out cargo tray
- Storage bay lights
- Trailer wiring
- TV outlet & 12v outlet in storage bay
- Utility Station: Fresh water connection, 50 amp shoreline connection, hot & cold water faucet, soap dispenser, cable television & phone connection, paper towel holder, easy access dump valves, 110v receptacle, water pump switch
- ZipDee patio and window awnings with safety locks

2001 U270

Models & Codes

MODEL NO	WHEEL BASE	LENGTH	HEIGHT	WIDTH	INT HEIGHT	RETAIL
3400 U270		34'	11'4"	102"	80"	\$286,000
CODE	DESCRIPTION					
WTFE	WALK THROUGH BATH, FRONT ENTRY					
CAI	CENTER AISLE, ISLAND BED					

WEIGHTS/RATINGS

WEIGHTS/RATINGS

- GVWR: 31,000 lbs.
- GCWR: 41,000 lbs.
- Fresh water capacity: 102 gal.
- Gray water capacity: 110 gal.
- Black water capacity: 54 gal.
- LP Tank: 42 gal.
- Fuel capacity: 148 gal.

CHASSIS

CHASSIS

- Foretravel monocoque chassis & superstructure
- Cummins ISC-350 electronic diesel engine
- Allison MH-3000 6 speed transmission with retarder
- Alcoa aluminum wheels (4)
- All-wheel air disc brakes
- Anti-lock braking system
- Bilstein shock absorbers (8)
- Computerized air leveling system with auxiliary 12v air compressor
- Electronic cruise control
- Engine batteries: Gel type (2)
- Engine block heater
- Power steering
- Racor fuel filter/water separator
- Radiator coolant recovery system
- Rear axle ratio: 4.63:1
- Suspension: Firestone air springs, 8-bag, 100% air ride, outboard mounted
- Tilt & telescoping steering wheel
- Tires: Michelin 275/80R22.5 XZA-2
- Transmission oil cooler
- 130 amp alternator
- 190 amp battery isolator
- 10,000 lb. rated receiver hitch

COCKPIT FEATURES

COCKPIT FEATURES

- AM/FM/Cassette radio w/Alpine speakers
- Analog gauges
- Antenna warning alarm
- Audit 9T6 systems monitor with backup camera
- Battery boost switch

- Drink holders on dash and next to co-pilot seat
- Electronic cruise control
- Generator start switch
- Illuminated dash panel & shifter panel
- LCD odometer, trip meter & engine hour meter
- Map lights for pilot & co-pilot
- Smart Wheel steering wheel with headlamp flash, marker lamp flash, cruise control & wiper/washer controls
- Slide out drink holder & snack tray in dash
- Synchronized windshield wipers
- Tilt & telescoping steering wheel
- Wrap-around dash
- 40 channel hand-held CB radio with weather band
- 6 way power pilot & co-pilot seats

LIVABILITY

LIVABILITY

- Air operated step-well cover with dual controls
- Bedroom TV
- Built-in desk (4000 CAI plan only)
- Cedar-lined wardrobe panels
- China cabinet in kitchen
- Closet lights
- Designer accent pillows, sofa and bed
- Designer window treatment with day/night shades in living room
- Dometic Royale 8 cu. ft. refrigerator/freezer with wood panel door insert
- Drinking water filter
- Ducted air conditioning
- Fantastic Fan in bath
- Flexsteel recliner
- Flexsteel sofa bed
- Flexsteel pilot & co-pilot seats
- Floor level accent lights
- Fully lined drapes with sheer shades in bedroom
- Handcrafted oak, walnut or cherry cabinetry
- Icemaker
- Magazine rack
- Manibloc plumbing system
- Porcelain Lavatory Sink
- Recessed Atwood 3-Burner Cooktop with electronic ignition
- Recessed fluorescent lighting
- Sealand porcelain toilet
- Sharp microwave/convection oven
- Shower head slider
- Solid surface counter tops, kitchen and bath
- Solid surface desk top (4000 CAI plan only)
- Solid surface dining table with leaf
- Solid surface night stand tops
- Stainless steel kitchen sink
- Swing-arm reading lamps in bedroom

- Telephone jack in living area
- TV antenna with signal booster
- VCR in front overhead cabinet
- Wainscoted walls with vinyl wall covering
- Wardrobe dressing mirror
- Washer/Dryer connections
- Water pump switch in bathroom
- 10 gal. 3-way water heater
- 60" x 80" queen bed
- 20" TV in front overhead cabinet

HEATING/COOLING/ELECTRICAL

HEATING/COOLING/ELECTRICAL

- Coach batteries: 8d gel type with heat probes (2)
- Comfort Control Center for A/C & furnace
- Dometic air conditioning with (2) 13,500 BTU roof a/c with electric heat strips (ducted)
- Ducted furnace {35,000 BTU}
- Generator low-battery auto-start
- Master battery disconnect switch
- ProSine 2000 watt inverter/charger
- 10.0 kw Power Tech diesel generator in quiet box
- 50 amp shoreline connection
- 110 VAC voltmeter
- 28,000 BTU automotive air conditioner
- 44,000 BTU automotive heater/defroster

SAFETY

SAFETY

- Allison transmission retarder with dual actuators (hand lever & brake pedal)
- Awning safety lock
- Back up camera
- Back-up lights
- Battery quick disconnect switch at entry door
- Carbon monoxide detector
- Emergency flasher lights
- Extended entry door assist handle
- Exterior security lights (docking lights) (4)
- Fire extinguishers (2)
- Halogen headlamps and fog lamps
- Heat probes on coach batteries
- Lighted entry door assist handle
- LP Leak Detector
- Non-Skid Surface on Roof near Ladder
- Ramco Remote Controlled & Heated Mirrors w/Wide-angle Field of Vision
- Rosen sun visors

- Smoke detector
- Step well cover, air operated
- 8" tint top of windshield
- 110 AC voltmeter

EXTERIOR FEATURES

EXTERIOR FEATURES

- Air operated entry step
- Carpeted floors in storage bays
- Exterior mood lights
- Fluorescent storage bay lights
- Fuel fill two sides
- Gelcoat exterior finish with long life UV protection
- Hadley air horns (2)
- Insulated windows
- Ladder
- Large pass-through storage bays
- Lighted entry door assist handle
- MaxxAir roof vent cover over bath vent
- Mud flaps
- One piece crowned fiberglass roof
- Porch light
- PTL entry door
- Screen door with kick guard
- Shelf in fresh water bay
- Shelf in LP compartment
- Storage bay lights
- Trailer wiring
- TV outlet & 12v outlet in storage bay
- Utility Station: Fresh water connection, 50 amp shore-line connection, hot & cold water faucet, soap dispenser, cable television & phone connection, paper towel holder, easy access dump valves, 110v receptacle
- ZipDee patio awning with safety lock

From:

<https://wiki.foreforums.com/> - Foretravel Wiki

Permanent link:

https://wiki.foreforums.com/through_the_years:specs:2001

Last update: **2025/02/13 11:34**

